



for an independent overview
of local public services


MUNICIPAL JOURNAL CONFERENCE

Oneplace and Total Place

Gareth Davies

www.direct.gov.uk/oneplace

The Oneplace website



For an independent overview
of local public services

e.g. children, jobs

All areas


Search

Accessibility | Glossary | Sitemap

Directgov

Home | About the site | Search by area | Search by organisation | Performance indicators

New to this site?



Welcome to the Oneplace website. Here you can see how local public services are performing in England, if they provide value for money and where they could improve.

The Audit Commission, Care Quality Commission, HM Inspectorates of Constabulary, Prisons and Probation and Ofsted are working together to provide an independent overview of the quality of life in your area. You can also discover how well local public organisations, such as councils and police forces work together to meet local needs.

[About the site](#)


Search by area

Enter a postcode or area name in the search box or click on a region on the map.

example: BD17 or Bradford

Search

1. North East
2. North West
3. Yorkshire and The Humber
4. East Midlands
5. West Midlands
6. East of England
7. South East
8. South West
9. London



Search by organisation

Know which organisation you're looking for?

Search

example: Aylesbury Vale District Council or North Dorset District Council

Use the dropdown boxes to find a local organisation or public service provider

All regions

All areas

All organisations

Search

Welcome to Oneplace

A powerful new website to help you understand how well your local services are working together to improve the problems affecting your community.

[Read more about the purpose of Oneplace](#)

Make a difference in your area

There are many ways you can get involved in your area, from reporting something to those responsible for public services, sharing your opinion, or volunteering.

[Find out how to make a difference](#)

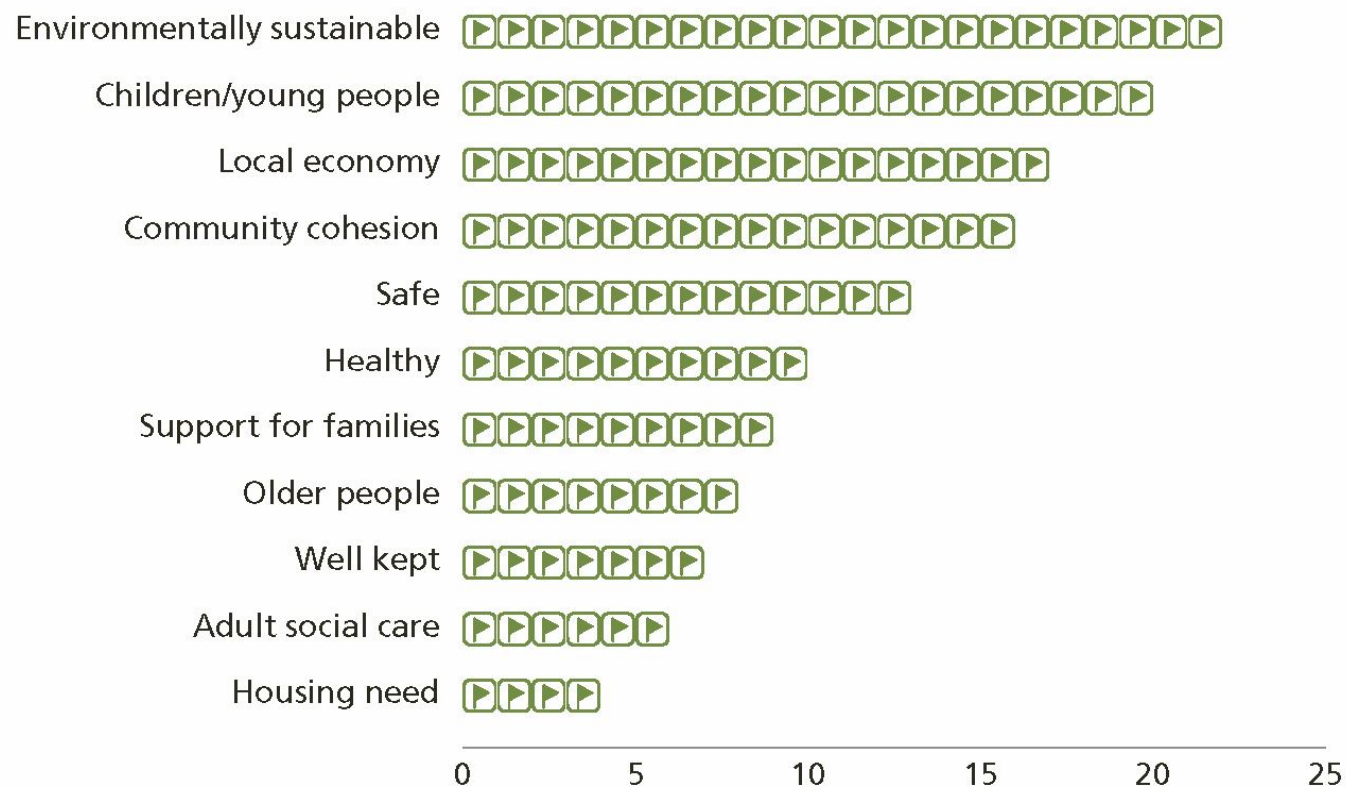
There is an appetite for independent information about local public services

- Joint inspectorate website launched 9 December 2009
- 152 area assessments, 402 organisational assessments, performance information, links to inspection reports
- Plain English text
- Effective search function
- 116,327 unique users from 9 December to 7 January
- 900 local and regional press stories

What impact are public services having?

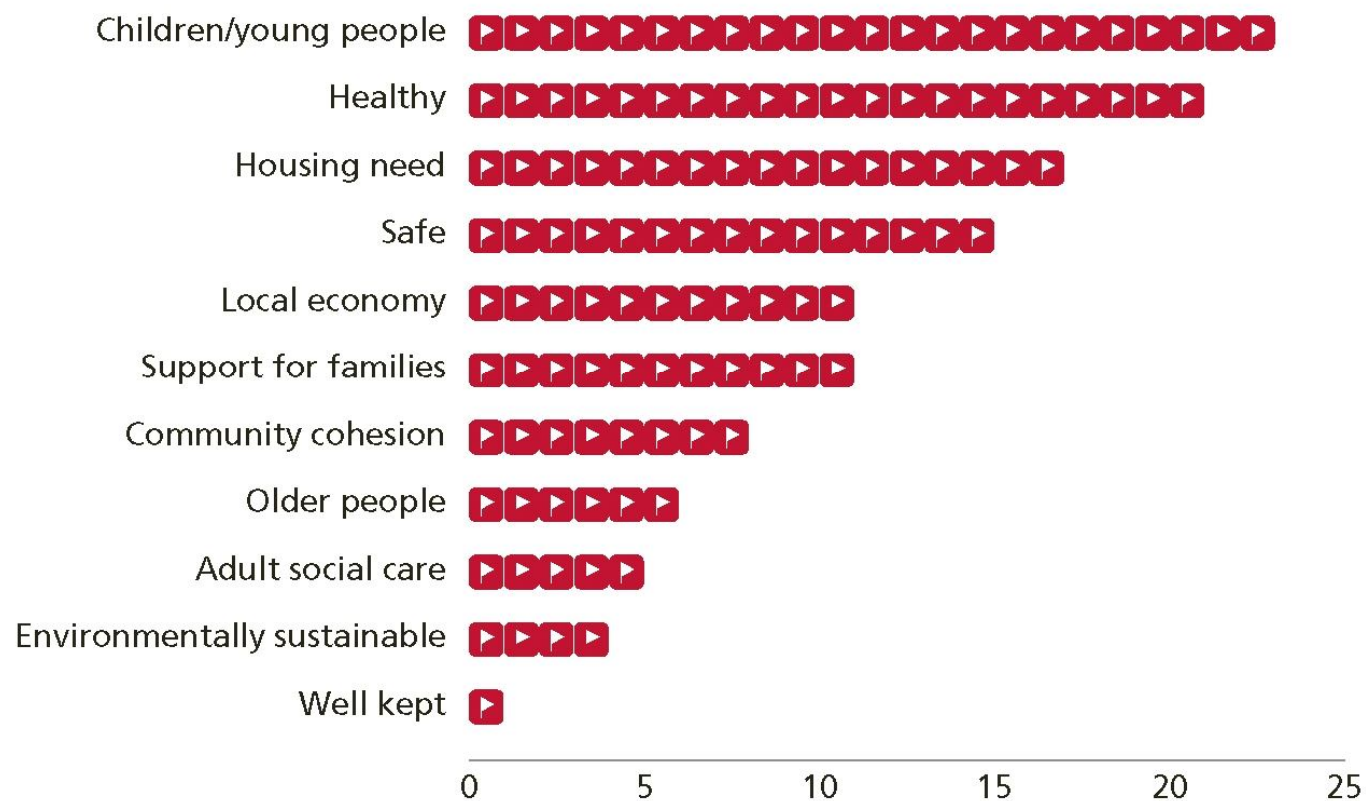
- A rich picture of progress on priority outcomes for each area
- Some inspiring success in tackling tough problems – for every red flag issue, someone else is doing it well
- Marked inequalities persist in many areas – the quality of partnership working makes a big difference
- Worrying picture on alcohol
- 74 green flags and 62 red flags across wide range of themes

Figure 1: The distribution of green flags across themes



Source: Audit Commission

Figure 2: The distribution of red flags across themes



Source: Audit Commission



People in deprived communities benefiting from Leeds' economic growth

- Leeds Ahead is a social enterprise that works with the Leeds Initiative. It has encouraged enterprise, improved skills and attainment and raised the aspirations of people in disadvantaged communities.
- Leeds Ahead has engaged with nearly 200 local businesses, who have invested more than £500,000 and donated 13,000 hours of voluntary support, through 460 separate projects. The work has benefited 147 different community partners and helped more than 12,000 of the 75,000 most deprived people in the city.
- Businesses have provided specialist advice, support and other forms of help to local communities. In a local prison, their input has helped to engage prisoners in the world of work, to get them a job and so contribute to local society. Initiatives have supported economic regeneration by providing opportunities for work experience, and training to improve general work, entrepreneurial and business management skills.

(Extract from website)

Factors promoting innovation

- Strong local leaders with a clear vision
- Good information to identify and target need
- Involving communities in design and delivery
- Imaginative use of partners' capacity, assets, knowledge
- Impact of coming budget pressures?

Analysing the results and the process

- National Summary Report later this month
- What do the results tell us about the underpinning themes?
 - Value for money
 - Sustainability
 - Vulnerable people
 - Inequality
- Independent Evaluation of CAA published in March

What has the new approach taught us?

The area assessment approach has power:

- Outcome and future focused, prompting action
- No tick-box checklist
- Helps hold partners to account on local priorities – fits well with Total Place
- Recognises and shares innovation
- Provides independent evidence to challenge government as well as local public bodies

Improvements for 2010?

- More to do on inspectorate coordination if this is to feel joined up especially in planning our work and sharing local intelligence
- Some councils found the organisational assessment process (especially the Use of Resources) too burdensome and of less value
- Earlier and better engagement with elected Members required
- Selective updating of website in 2010, focusing on highest risk places and major changes

The future?

- Local accountability demands transparent, trustworthy & accessible information on costs and performance
- Role of independent assurance? Build on area assessment focus on outcomes and target according to risk. Take further steps to join up sector-driven performance frameworks and reduce cost
- Shift VFM assessment from institutions to places if Total Place is followed through?