London Health Observatory

NHS

Is Access to NHS Stop Smoking Services in London Equitable?

Dr Bobbie Jacobson OBE
Director

11th December 2008

The London Health Observatory: monitoring health and health care in the capital, supporting practitioners and informing decision-makers

Why bother with Equity?

- Equalities legislation: duty on public bodies to provide equitable access by gender, age, ethnicity and disability
- Tackling health inequalities is a priority PSA and in the NHS Operating Plan
- Smoking is responsible for a significant proportion of the gap in Life expectancy at birth in London 37% for men and 30% for women)
- Smoking rates are inequitably distributed across age, gender and ethnic groups

Our Objectives

- To provide a benchmark for London's PCTs to help assess whether access to NHS stop smoking services in London is equitable.
  - Age, sex, ethnicity, deprivation
- Develop methods for analysing ethnic and other differentials in access to stop smoking services.
  - How to adjust for need

Three Phases of work…..

Phase I:

- Literature on review of effectiveness of different types of stop -smoking interventions in minority ethnic groups
- Assessment of the quality and completeness of data from one PCT sector in London (North West London)

Phase 2:

- Pilot analysis of the NHS Information Centres aggregate returns for London

Phase 3:

- To collate/share individual level PCT data with LHO
- Analysis of equity of access by all possible equity strands – age, gender, ethnicity, deprivation

Our Phase 3 analysis

Data Coverage by PCT 2005/07

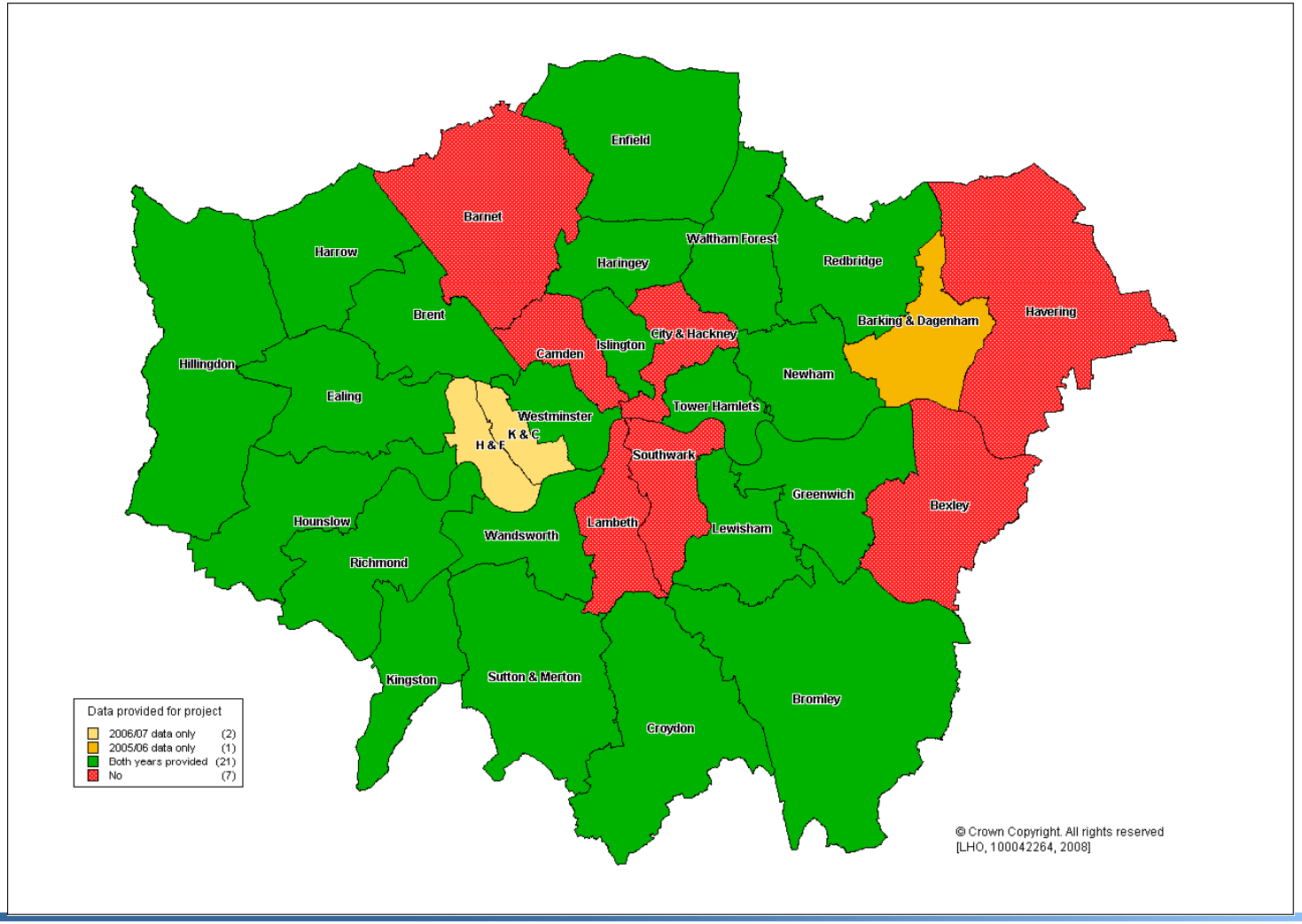

Quality of PCT stop smoking services data 2005/07

Data received	Number of PCTs	Number of records	%
Total number of records received and included in analysis	24	124,122	100.0
missing/incomplete postcodes	24	23,302	**18.8**
missing/incomplete age	24	2,171	1.7
missing/incomplete gender	24	1,010	0.8
missing/incomplete ethnicity	24	17,837	**14.6**

Percentage of clients accessing Stop smoking services by deprivation quintile

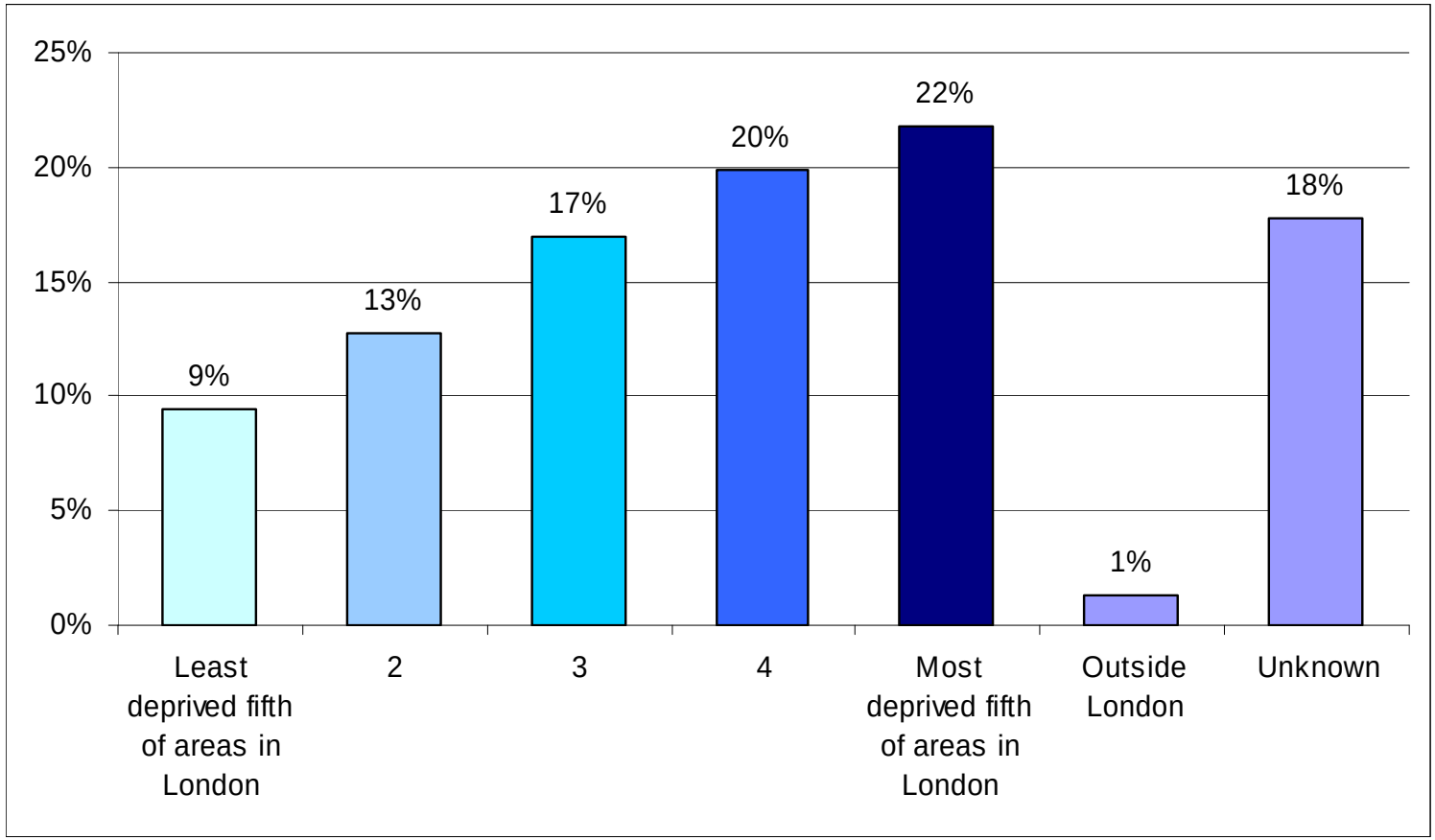

Source: London PCTs smoking cessation services and Index of Multiple Deprivation, DCLG 2007, analysis by LHO. Data includes all London and non-London residents and is based on access to stop smoking services in each PCT. Excludes data for Hillingdon.

Quit rates per 1,000 population – by PCT

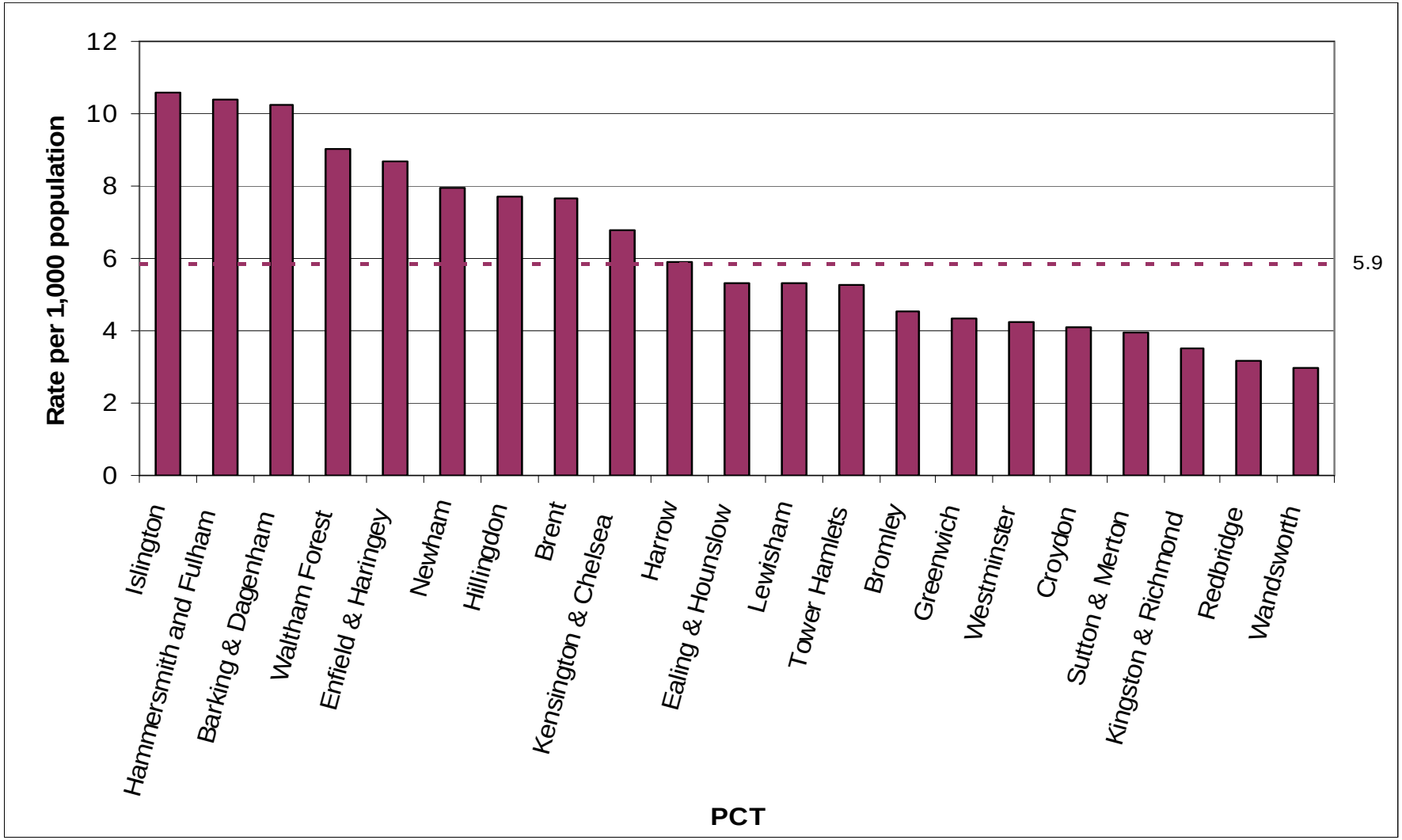

Quit rates per 1,000 estimated smokers – by PCT

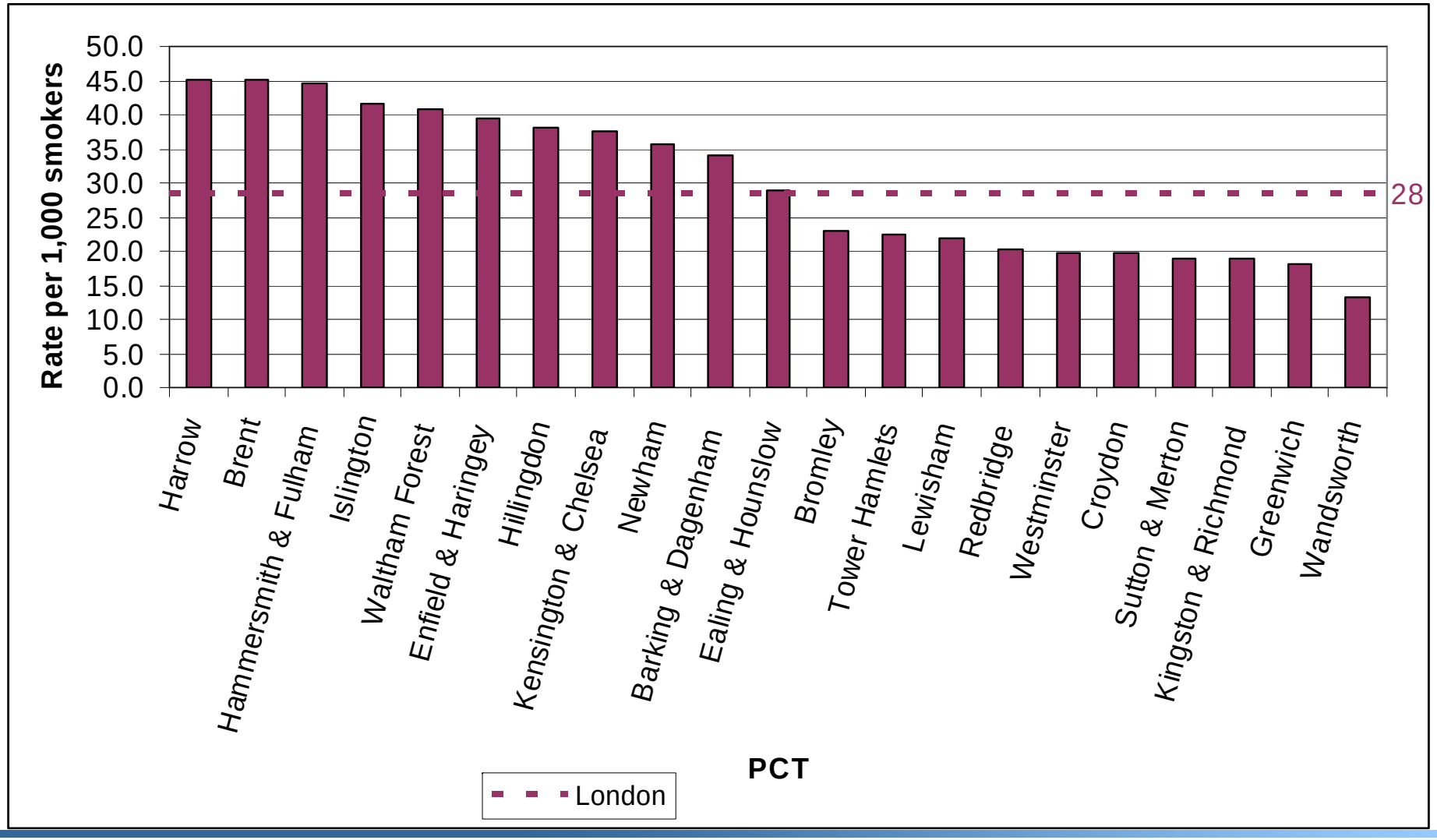

Good Practice: How does Islington Do it?

- Know your users/non-users : postcode analysis
- Client orientation
- Pharmacy contract: Payment by outcome for Somali/Turkish clients
- New Deal investment to expand the service
- Workplace initiatives

Equity of Access to London's Stop smoking services: By Age

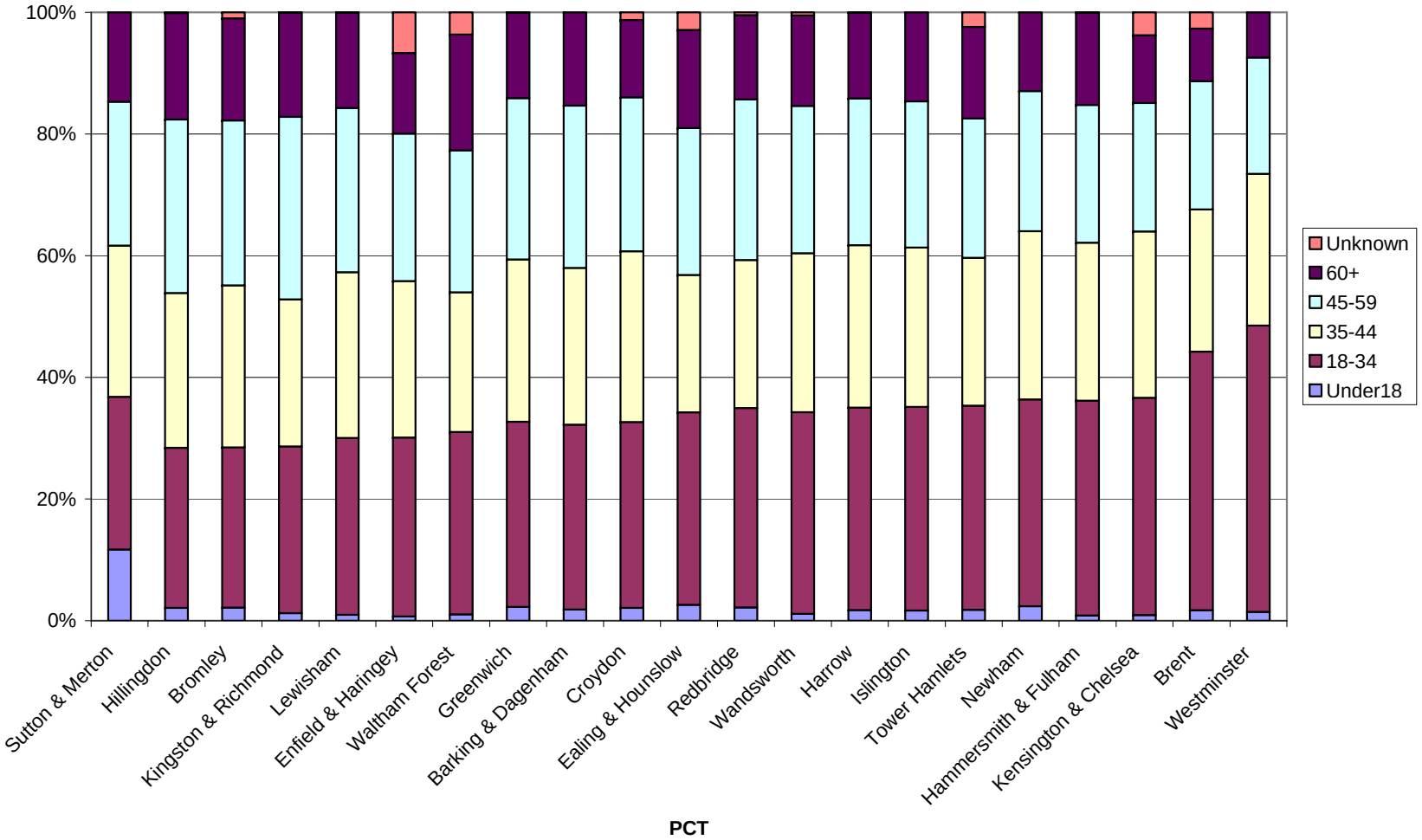

Good Practice: How does Sutton and Merton Do it?

- LB Merton Youth Awareness Programme
- LAA stretch targets set in 2007
- Youth counsellor working directly with 3 secondary schools over three years
- Six week course for school students in pairs –in school time
- Local results: 30% quit rate achieved at 4 weeks.

Access to Stop smoking Services by Ethnic Group: Preliminary analysis

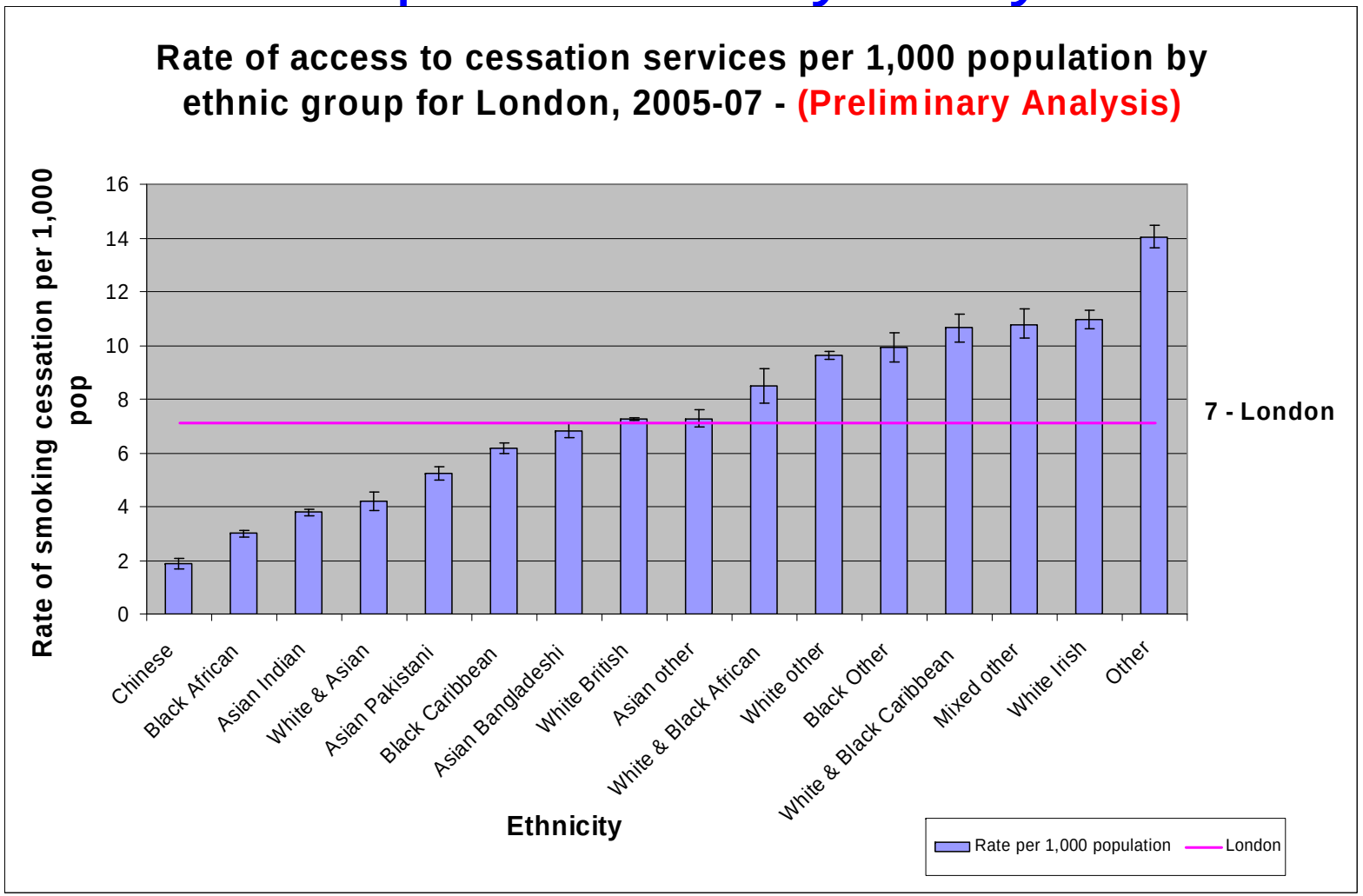

Key Findings and Issues raised

- Between April 2005 and March 2007 124,000 people accessed services in these areas and set a quit date.
- All London PCTs meet the minimum NICE Guideline to treat 5% of smokers per year
- Some evidence of Appropriate targeting by deprivation
- Significant geographical Differentials in access and quit rates between PCTs
- Some evidence of reduced access to services and 4 week quit rates in
  - **those aged 18-34**
  - **men**
  - **in the Black African and Chinese ethnic and some Asian sub groups**
- A number of PCTs have demonstrated effective targeted approaches to groups in their populations
- The stop smoking data is inconsistently recorded and managed. These differences limit the comparability of data between PCTs.

want to know more?

Use the LHO website!

www.lho.org.uk

- Equity of Access to London's stop smoking Services……coming soon!