TURNING POINT
turning lives around

Improving Treatment and Support for People at Risk

Good practice outreach work, engaging with problem drinkers in the community

Outreach - Defining

- What does outreach mean?

Outreach - Types

- Peripatetic
- Detached
- Inreach
- Domiciliary

Outreach - Philosophies

An Philosophy of reaching out:

- To effectively engage the unengaged
- To reduce harm
- To enable individuals to access mainstream services.
- To facilitate an individuals choice to exit their substance misusing lifestyle.

Outreach - Behaviours

- Vigorous & Persistent
- Consistent yet Adaptable
- Be knowledgeable

Outreach to Treatment

- Based in Reducing Harm (for all)
- Need Carrots (for commissioners)
- Need Carrots (for clients)
- Partnerships Essential (tied to support)

Treatment

- Staff supported by a clear & strong idea of ‘the process’
- Though not disabled by it
- Based in Challenging clients
- Building endings in from the start

Treatment

- Research available which supports the use of: CBT, BI, MI, SF, NLP, NLM

- Do you need more?

Evidence

Some early results from an evaluation of an outreach team based on the above model.

The Team was commissioned to work with Homeless Drug users and or Male Sex Workers.

Anecdotally the amount of dependent, harmful or hazardous (as defined by the WHO) drinking in the client group was around 80% to 90%.

The results were 3 year outcomes from clients in treatment in the years 2003, 2004 & 2005.

Age & Gender

Male	90 (72.6%)
Female	34 (27.4%)
Age under 21	11 (8.9%)
22-25	30 (24.2%)
25-35	53 (42.7%)
35-45	26 (21%)
Over 45	4 (3.2%)

Ethnicity

- White UK 112 (90.3%)
- White Irish 8 (6.5%)
- White Other 1 (0.8%)
- Asian 1 (0.8%)
- Dual Heritage 2 (1.6%)

Client Pre-History

o Rough Sleeping	123 (99.2%)
o Criminal Justice	117 (94.4%)
o Sexual Abuse	53 (42.7%)
o Physical Abuse	64 (51.6%)
o Care Background	48 (38.7%)
o Mental Health Issues	123 (99.2%)
o Physical Health Issues	62 (50%)

Housing Outcomes

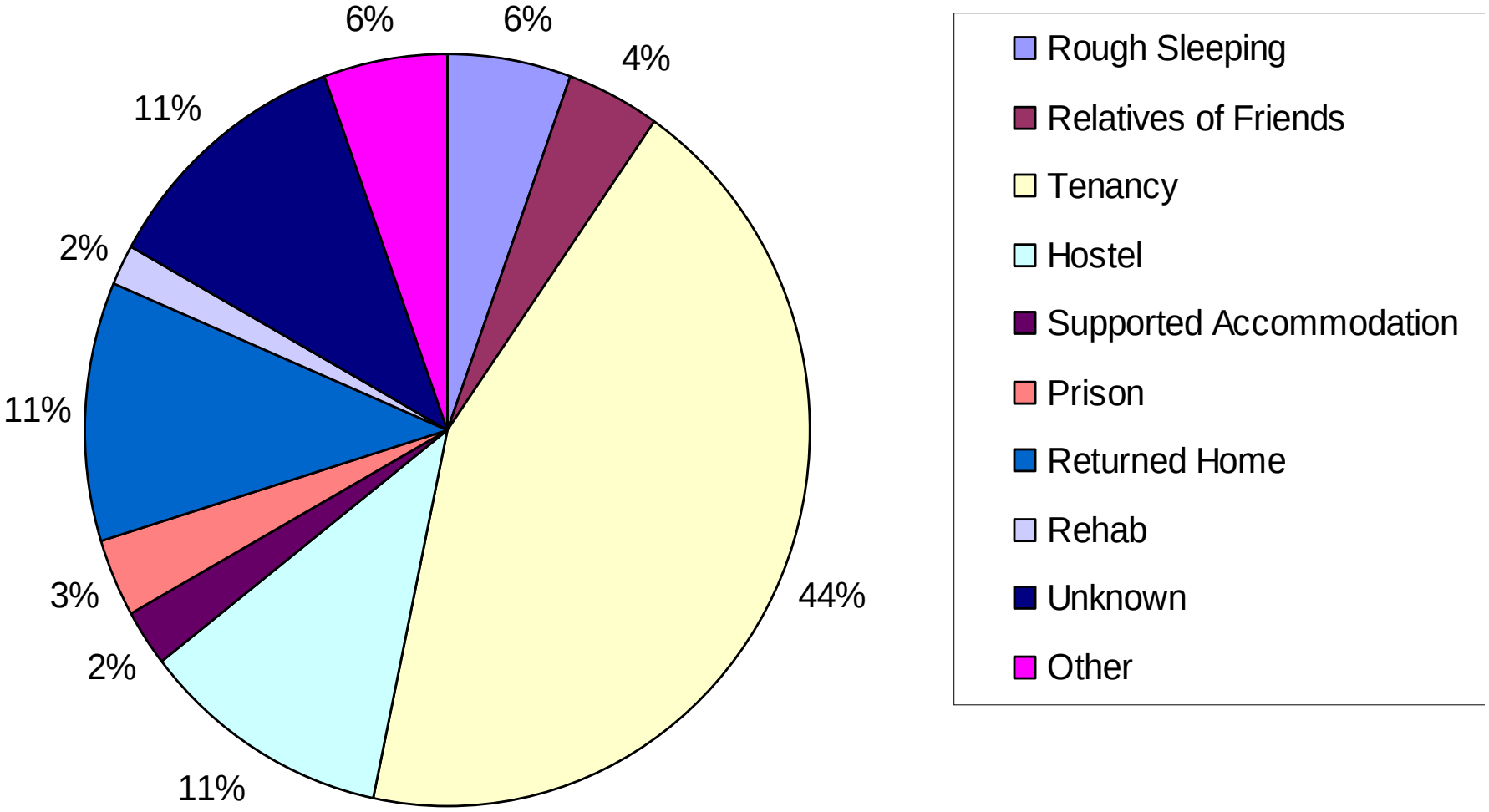

Treatment Outcomes

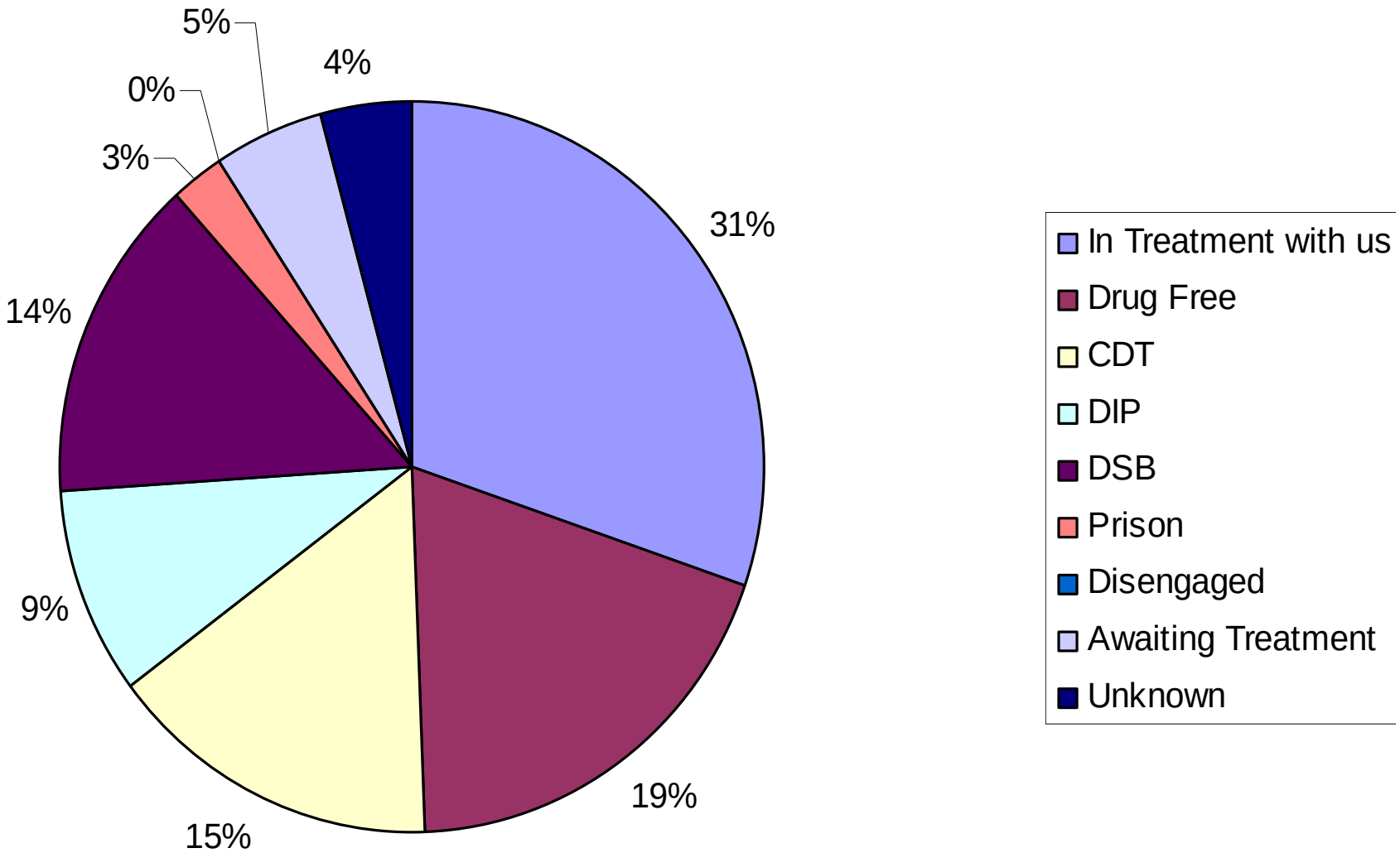

Other Outcomes

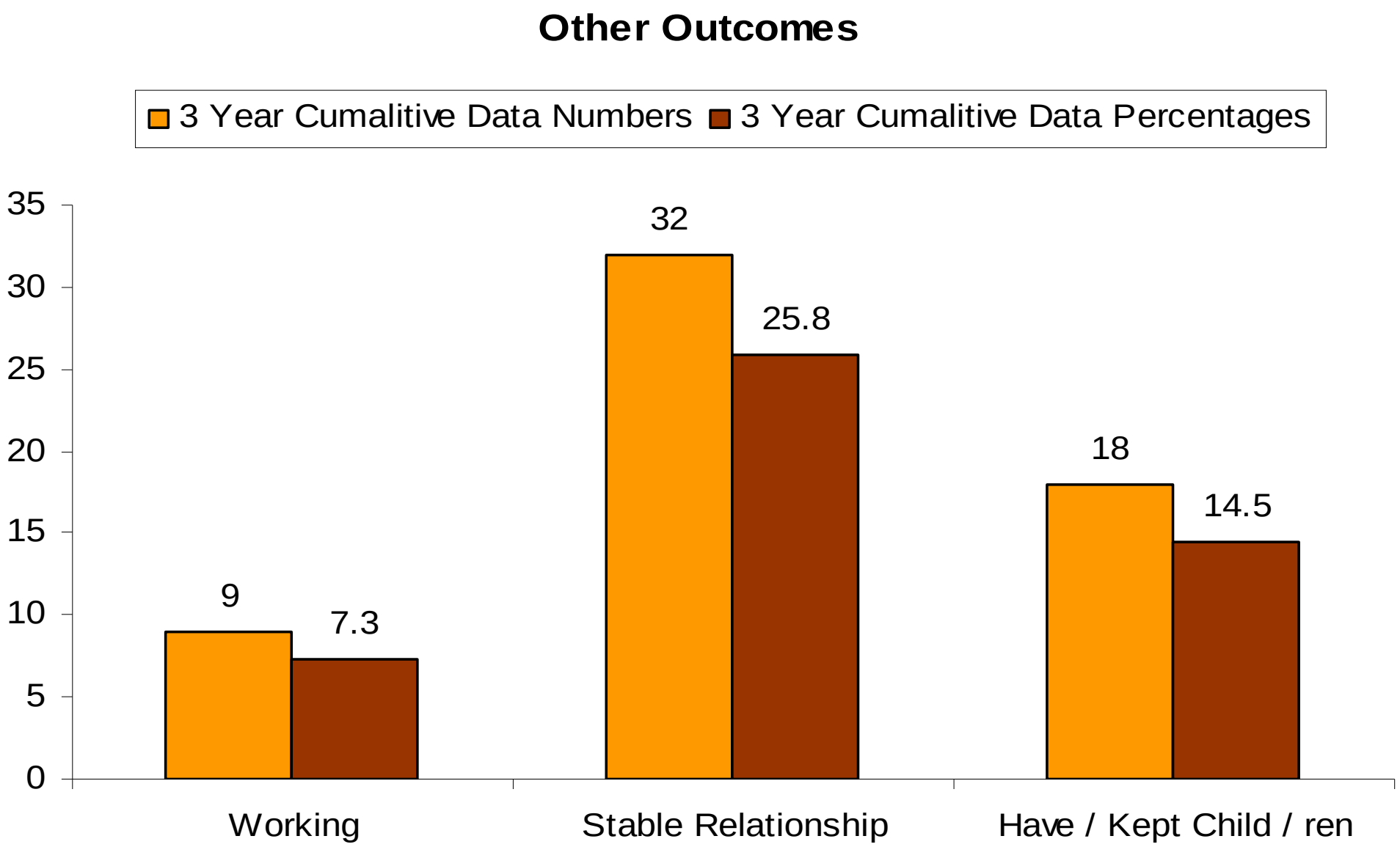

Hospital Admissions

Hospital Admissions	
2003	16 (48.5%)
2004	19 (47.5%)
2005	16 (31.4%)

The System

"your system is perfect for the results it produces"

(non-attributable, well known business saying)

The End

Thank you for listening

dave.targett@turning-point.co.uk