HEMINGWAYDESIGN

BUILDING FOR LIFE

CABE

£10-16

KENSING

SPACE BABY
RED OR DEAD

Remaining Political

20:35
DAB Digital Radio
Now playing: Beyon
PURE
20:35
DAB Digital Radio
Now playing: Beyon
PURE

wet
BCT
wall tiles by HEMINGWAY DESIGN


wet
wall tiles
10 tiles to cover
1 metre² (1.2 yd²)
HEMINGWAY DESIGN

butt

Darling, we're starting to
save the planet
by having this
big butt
in our garden.
Be sustainable, Recycle Rainwater and have a big Butt in your garden!
B&Q

My kids have taken another approach to education

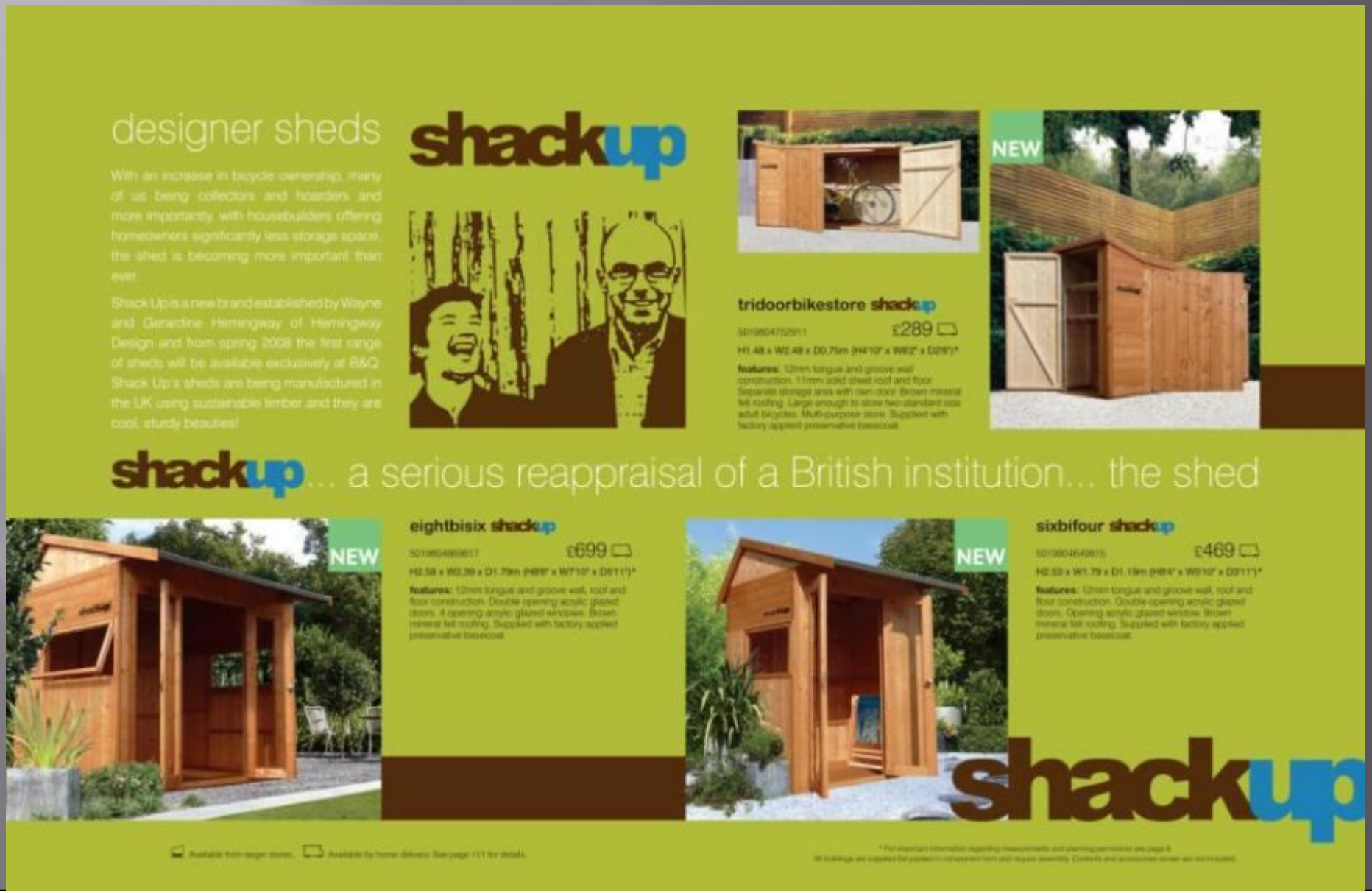

BoxOffice©

£10-16

Europe's Biggest
EUROPES BIGGEST
DISCOUNT BED SUPERSTORES
THE BED SHED

)SKIOSK001 - Front



THE MONOCLE
GLOBAL QUALITY
OF LIFE SURVEY
福岡 17
Fukuoka 17
VANCOUVER 8
Paris 10
Copenhagen 1
HELSINKI 5
Sydney 11
Munich 2
14
Berlin

BusinessWeek

HOME INVESTING COMPANIES TECH LIFESTYLE INNOVATION SMALL BIZ B-SCHOOLS MANAGING ASIA EUROPE MAGAZINE

World's Top 100 Most Livable Cities

A new Mercer study ranks cities by the quality of life they offer expatriate executives and their families across the world

See the slide show

What foreign postings are most coveted by expatriate executives? To find out, Mercer Human Resource Consulting, which provides advice to multinational companies on international assignments, has come up with a global ranking of the world's most livable cities based on 38 key quality-of-life issues. This include political stability, currency-exchange regulations, political and media censorship, school quality, housing, the environment and public safety. Mercer collected the data between September and November of 2006 and considered 215 cities around the globe. Switzerland's main commercial and cultural center, Zurich, topped the list this year, followed by Geneva, and Vancouver and Vienna, which tied for third. To see how other cities fared, check out this interactive table

Click column heading once to reorder from highest to lowest. Click twice to reorder from lowest to highest.

2007 RANK	2006 RANK	CITY	COUNTRY	2007 Index	2006 Index
1	1	ZURICH	Switzerland	108.1	108.2
2	2	GENEVA	Switzerland	108.0	108.1
3	3	VANCOUVER	Canada	107.7	107.7
3	4	VIENNA	Austria	107.7	107.5
5	5	AUCKLAND	New Zealand	107.3	107.3
6	6	DUSSELDORF	Germany	107.3	107.2
7	7	FRANKFURT	Germany	107.1	107.0
8	8	MUNICH	Germany	106.9	106.8

Economist.com

Search: Economist.com Go

Log in: e-mail Password Go

Requires subscription | Remember me | Register

12 issues for £12 CLICK HERE

Subscribe | Student offers

Tuesday February 3rd 2009

Site feedback

- Home
- This week's print edition
- Daily news analysis
- Opinion
- World politics
- Special reports
- Business
- Finance and economics
- Markets and data
  - All markets and data
  - Daily chart
  - Weekly indicators
  - World markets
  - Currencies
  - Rankings
  - Big Mac index
- Science and technology
- Books and arts
- People
- Diversions
- Audio and video
- The World In
- Research tools
- Country briefings

Rankings

Liveability ranking

Urban idylls

Apr 28th 2008

From Economist.com

Vancouver remains the most liveable city; Harare is still intolerable

With a rating of almost 100, Vancouver is the world's most liveable city according to the Economist Intelligence Unit's latest liveability ranking (see full report). The city, which will host the Winter Olympics in 2010, achieves the best possible score for all indicators, with the exception of prevalence of petty crime. Canada and Australia perform strongly because they benefit from good infrastructure, plenty of recreational activities and relatively low population density. The threat of violence and instability puts half of the ten lowest scores in Africa, and continuing strife in Zimbabwe keeps Harare in last position.

Economist.com rankings

Liveability

Selected cities, 100=ideal, December 2007

Best		Worst	
Rank	Liveability*	Rank	Liveability*

- Comment (12)
- Recommend (10)
- E-mail
- Share
- Print
- Reprints & permissions

Related Items

From The Economist

Liveability rankings

Nov 28th 2007

Websites

The full ranking and Worldwide Cost of Living report are available from the Economist Intelligence Unit. Mercer Human Resources Consulting publishes its Worldwide Quality of Living survey.

Done | Internet | Protected Mode: Off | 100%

Sent Items - ... | Windows Mail | anna letter [... | LimeWire: E... | music new a... | Windows M... | Liveability ra... | Microsoft P... | 19:31

FAIRTRADE

Guarantees a **better deal** for Third World Producers

STOP THE WTO!
gegen kapitalistische globalisierung
Pasaremos

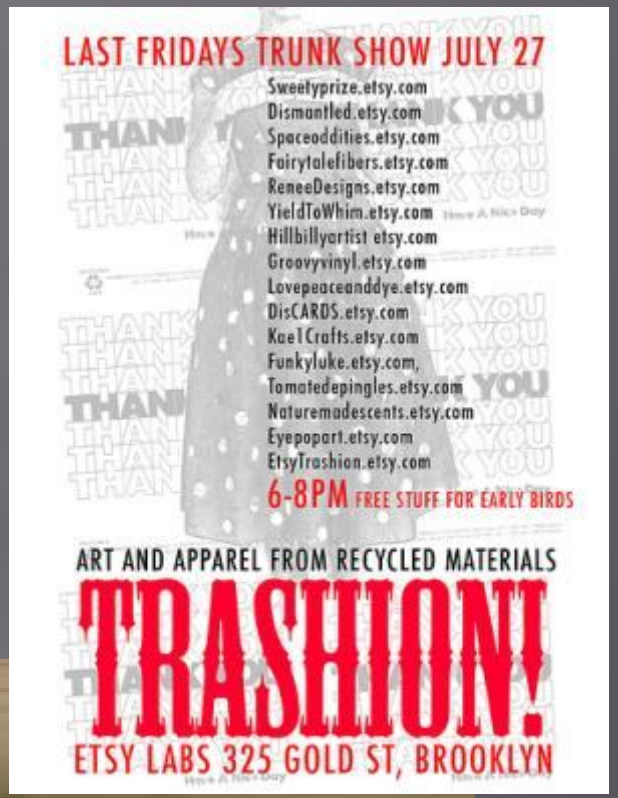
LAST FRIDAYS TRUNK SHOW JULY 27
Sweetyprize.etsy.com
Dismantled.etsy.com
Spaceoddities.etsy.com
Fairytalefibers.etsy.com
ReneeDesigns.etsy.com
YieldToWhim.etsy.com
Hillbillyartist etsy.com
Groovyvinyl.etsy.com
Lovepeaceanddye.etsy.com
DisCARDS.etsy.com
KaeTCrafts.etsy.com
Funkyluke.etsy.com,
Tomatedepingles.etsy.com
Naturemadescents.etsy.com
Eyepopart.etsy.com
EtsyTrashion.etsy.com
6-8PM FREE STUFF FOR EARLY BIRDS
ART AND APPAREL FROM RECYCLED MATERIALS
TRASHION!
ETSY LABS 325 GOLD ST, BROOKLYN

This is a world where major new tourist attractions can be created

FOR SALE

Prison


2

UNICEF

2007 Unicef study of child well-being

STAITHES ROAD



The Value of Design Factfinder - Microsoft Internet Explorer

File Edit View Favorites Tools Help

Address http://www.designcouncil.org/en/About-Design/Research/Value-of-Design-Factfinder/

/About design
/Directory listings
/Live issues
/Case studies

Design Council

Search

The Value of Design Factfinder

You are here: /Home > /About design > /Facts and figures > The Value of Design Factfinder

Facts and figures about design in Britain...

Value of Design Factfinder

/Design in Britain 04-05
/Design in Britain 03-04
/Design in Britain 02-03
/Design in Britain 01-02

Businesses which use design perform better than their rivals. There's unmistakeable proof of that in our Value of Design Factfinder, a unique online information tool (previously published as Design in Britain)

06 June 2006, Updated 04 May 2007

The /Value of Design Factfinder was launched in June 2006 and shows the positive impact of design on practically every measure of business performance, including market share, growth, productivity, share price and competitiveness. Data from the Design Council National Survey of

/E-mail this to a friend
/Printable version
/Download PDF of this page

You will need Adobe Reader to view PDF files. You can download it here.

Get ADOBE® READER®

/More help is available on our accessibility page

The positive impact of design

Done

Internet

start Inbox - Outlook Express The Value of Design F...