UNIVERSITY OF LIVERPOOL

TRICIA JENKINS MBE
Educational Opportunities

Higher Education and School Partnerships

May 12th 2009

The University of Liverpool’s primary activities

The University of Liverpool approach

National Primary Network

Delivery models

Rationale for our work

Acquiring a higher education qualification is the key for social mobility and directly linked to the economic well-being of an individual, their community and the needs of the wider society.

Where do we need to start?

“The early years are critical as this is where social class and income inequalities emerge.”

National Council for Educational Excellence Report, Sutton Trust, October 2008

NCEE Report

“Every primary school should devote time to work on raising student aspirations to take up a place in higher education”,

National Council for Educational Excellence Report, October 2008

How do we do this?



Young people are in schools

Young people are in families

Families are in communities

So what is the role of an HEI?

UoL Three Step Framework

Step 1: ‘Sowing the Seeds’

ages 9/10 years

Step 2: ‘Long term/ intense relationship’ with target cohort

ages 15-17 years

Step 3: Direct links to supported admissions, bursaries, engaging curriculum, quality student support, careers and employability

ages 17+ years

Step 1 ‘Sowing the Seeds’

Building cultural capacity in young people, parents/supporters and teachers by:

- introducing vocabulary of further and higher education
- raising awareness of concept of progression within education
  nursery ➔ primary ➔ secondary ➔ post 16 ➔ higher education ➔ career choices
- creating understanding of concept of choice
- raising awareness that education improves life chances and opportunities
- Providing role models

History of the UoL Primary Project

Worked with over 18,000 young people since 2000 - all in areas of low participation

Professor Fluffy was ‘born’ in 2004

Replicable delivery models and resources

National Primary Network 2006 (HEFCE supported)

Teachers Pack 2009

Professor Fluffy is fun and engaging!

Growing impact

160 primary schools in Greater Merseyside over 7,500 young people a year

25 National Partners worked with over 15,000 young people in 2007/08

Developing work with international partners

Professor Fluffy's Resources

Interactive, fun & engaging

Project guide: Professor Fluffy

Resources include:

Professor Fluffy's website – http://www.professorfluffy.com/

33,000 visits with over 1,000,000 WebPages viewed

(password protected)

Professor Fluffy & Friends comic

Professor Fluffy activity booklets



National Primary Network

A growing partnership - 25 National Partners worked with over 15,000 young people in 2007/08

Membership of the Network provides partners with:

- Two day residential learning and development programme
- ‘Sowing the Seeds’ starter pack and supporting resources
- Access to Professor Fluffy website
- Individual ongoing support
- Use of ‘Professor Fluffy’ brand

Delivery models: 3 stage programme

Usually Year 5 class – delivers the sowing the seeds curriculum, resources include comic book, workbooks, website and incentives

– Preparatory visit in school

– Visit into HEI/FEC – variety of delivery programmes

– Follow up visit – consolidation and evaluation

– Involves parents

Delivery models: Roadshows

- Professor Fluffy Year 5 Roadshow - a half day school-based programme which sows the seeds and includes comic and website

- Professor Fluffy Year 6 Roadshow - a half day school-based session for pupils, reinforcing messages and linked to transition to secondary school and career options

What time is it?
ace
Choose your item

Delivery models: Teachers Pack

Response to NCEE Report

Teacher delivered 5 Professor Fluffy sessions

Alignment with Every Child Matters Agenda, KS2 National Curriculum, PSHE, Healthy Schools etc

Can be delivered in parallel and reinforces HEI/FEC delivery

The pack contains everything a teacher will need!

To deliver 5 linked sessions:

Desk top size Professor Fluffy

Teachers Notes including lesson plans

Pupil's Activity Booklet

Professor Fluffy's

- Activity CD
- Thought Box
- Campus Challenge Board Game
- University Quiz
- Learning Journey Game
- Primary Prospectus
- Alphabet Game

Professor Fluffy's University Alphabet
A is for Answers
B is for
C is for Campus
D is for Degree
E is for Essay
H is for Halls
K is for Knowledge
Professor Fluffy's University Alphabet
Game Instructions
Professor Fluffy's University Alphabet
Professor Fluffy's Activity CD
Professor Fluffy's Campus Challenge
Instructions
Thought Box
Professor Fluffy's
Professor Fluffy's Learning Journey
Learning Journey of a Research Scientist
Designer
Chef
Doctor
Vet
Professor Fluffy's Learning Journey
Professor Fluffy's University Quiz
Professor Fluffy's Quiz Book!
Raising Aspirations
A resource pack for primary schools.
Session Two
Research University
University Prospectus
Accommodation
Having fun at university
Applying to university
3 Professor Fluffy's ID Card
Instructions to complete ID card:
Student ID Card
A Resource Pack for Primary Teachers
Teachers' Notes

All 5 'Raising Aspiration' sessions are:

Particularly relevant to the PSHE/Citizenship curriculum, Every Child Matters (Economic Well Being) and SEAL agendas, and also support elements of the KS2 national curriculum.

Session 1 – Discover University

Session 2 - Research University

Session 3 - Student Friends

Session 4 - Working World

Session 5 - Our University Experience

UNIVERSITY OF LIVERPOOL
Raising Aspirations
A Resource Pack for Primary Teachers
Teachers' Notes
What do you think?
Thought Box
Professor Fluffy
Professor Fluffy's Activity CD
Student ID Card
Professor Fluffy's University Dictionary
This dictionary contains some of the main words you need to know to complete my university adventure.
Word
Picture
Meaning
Campus
All the buildings belonging to a university.
Degree
The certificate students receive when they complete their studies.
A piece of written work students write about a subject.
Students can choose to live here when they study at university.
This is a type of lesson students have at university.
It involves collecting information from books, the internet or even carrying out experiments.
A university club where students can meet people with similar interests.
Students' Union
The students' union is run by students and every university student is a member.
University
A place where students can choose to study for a degree.
Code Breaker
2. Professor Fluffy's Code Breaker
Use my code breaker key below to work out the university words. Here is an example ...
F L U F F Y
A B C D E F G H I J K L M
N O P Q R S T U V W X Y Z
1.
2.
3.
Extension
You could use the code breaker key to work out other university words. Use Professor Fluffy's University Dictionary on page 3 to help you.
4

Professor Fluffy's University Alphabet
A is for Answers
B is for Books
C is for Campus
D is for Degree
E is for Essay
F is for Freshers
G is for Graduation
H is for Halls
I is for International
J is for Journal
Professor Fluffy's Learning Journey
Session Two
Research University
Subject choices
Character
Interests
Subject Choice
University Prospectus
Accommodation
Learning Journey of a Research Scientist
Designer
Coach
Chef
Doctor
Vet
Professor Fluffy's University Quiz
Professor Fluffy's Quiz Book!

Professor Fluffy
Professor Fluffy's
Activity CD
Professor Fluffy's
Activity CD
Professor Fluffy's
Student ID Card
Number
Session Three
Student Friends
6. Professor Fluffy's Student Friends
This page is for you to create the fact file of your student friend. Complete the boxes below so that you can show all the different things that your student friend is interested in.
Facts about your student friend
University:
Degree subject:
Future plans
Societies they attend at university
1.
2.

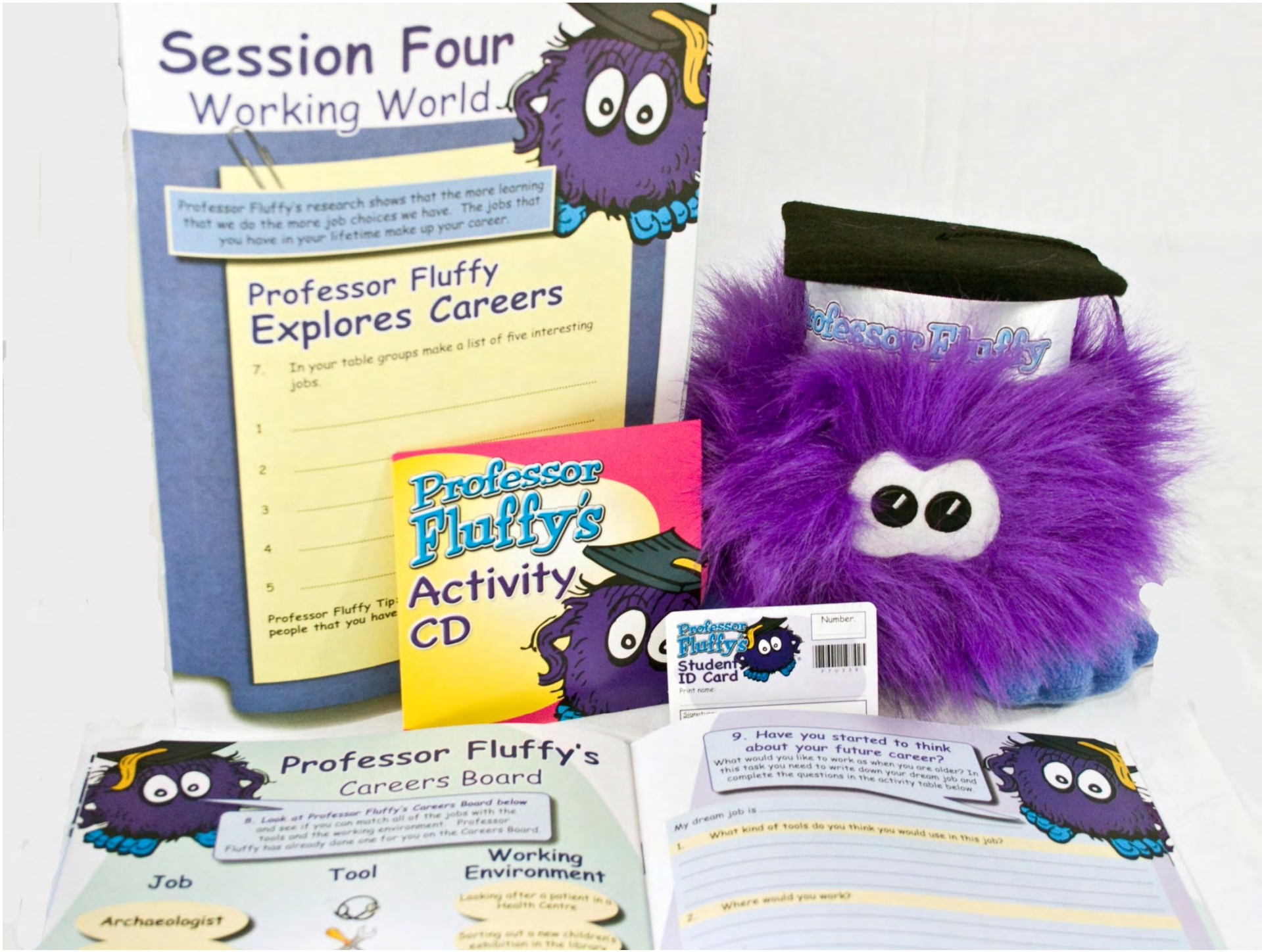
Session Four
Working World
Professor Fluffy's research shows that the more learning that we do the more job choices we have. The jobs that you have in your lifetime make up your career.
Professor Fluffy Explores Careers
7. In your table groups make a list of five interesting jobs.
1
2
3
4
5
Professor Fluffy Tip:
people that you have
Professor Fluffy's Activity CD
Professor Fluffy's Student ID Card
Number:
Print name:
Professor Fluffy's Careers Board
8. Look at Professor Fluffy's Careers Board below and see if you can match all of the jobs with the tools and the working environment. Professor Fluffy has already done one for you on the Careers Board.
Job
Tool
Working Environment
Archaeologist
Looking after a patient in a Health Centre
Sorting out a new children's exhibition in the library
9. Have you started to think about your future career?
What would you like to work as when you are older? In this task you need to write down your dream job and complete the questions in the activity table below.
My dream job is
1. What kind of tools do you think you would use in this job?
2. Where would you work?

Session Five
Our University Experience
It is now time to share your university experience with others.
14
There are many ways to share information. As a class discuss the different ways in which you can share the information you have learnt about university.
Think about who you would like to share your university knowledge with, this would be your audience. For example your audience may be other pupils in a school assembly or your family and friends at home.
Look at the Professor Fluffy list of activities below and work with your class teacher to decide which activity would best suit your audience.
Professor Fluffy's Activities
ICT
Working in pairs use the Professor Fluffy PowerPoint template to create a presentation about university that you could show at your school assembly.
Use the Professor Fluffy Newsletter template to produce a newsletter about university. This could be shared with family and friends or used in a display in your school classroom.
Creative Work
Work in your table groups to create a poster to tell others about university.
Work with your class to design a school display to show your mortar boards.
Write your own Professor Fluffy university poem.
Work with your class to create a tree to show all your class dreams for the future.
Congratulations
you have now completed my university adven
I hope that you have enjoyed researching ab
university and student life. Remember to talk
your family about how you could choose to go to
university when you are older.
Professor Fluffy's
University Newsletter
Professor Fluffy loves to tell people all about university and what it is like to be a student. Now she wants you to share what you have learnt about university with others.
You can share information in a lot of ways, but a university newsletter is one excellent example.
The template on the next page and the images below will help you to create your own newsletter. Once you have finished, you can delete this instruction page.
Good luck, and don't forget to take your newsletter home and give it to your family and friends to read!
University Adventure
Professor Fluffy has a challenge for you!
that you know all about Professor Fluffy and University, she would like you to tell others about your university adventure.
ssor Fluffy has a special task for you! She would like you to create own presentation. You will need to type your own text into the blue highlighted boxes.
Professor Fluffy's Activity CD

Professor


Professo

Impact

The work we done over the last five years with the University of Liverpool has been key to raising pupil's self esteem and aspirations and has played an important part in the SS Mary and Thomas gaining 'outstanding' in Ofsted last year and being top of St Helens league tables for value added progress for the past two years.'

Kirsty Haw, executive head teacher St Mary and St Thomas' and Merton Bank Primary Schools (appointed when school was in special measures.)

tjenkins@liv.ac.uk