Property

NHS Supply Chain

- Carbon footprint 2008 baseline established
  - 2009 - 5% reduction
  - 2010 - 2.5% reduction
- Energy audits being held at all sites
  - Conducted by DHL Environmental Compliance Solutions
- Detailed site plans developed as a result
  - e.g. lighting retofit, voltage trimming, fitting automatic motion sensors

Property Carbon Metric Reporting

NHS Supply Chain

Site Details		Target Information	
Sector:	UK Industrial	2008 CO_2 Base Data:	10536
Contract:	Morrisons Great Britain TSP		
Operations in scope:	Transport		
Property Size (m^2):	-	2009 CO_2 Target :	10009
Fleet size:	-		
ISO accreditation:	-		

Monthly CO2 Emission	Trend	Jan	Feb	Mar	Apr	May	Jun	Jul	Aug	Sep	Oct	Nov	Dec
Transport 2008:		807	888	1083	843	818	1024	786	776	959	796	805	952
Transport 2009:		813	814	1073	-	-	-		-	-	-	-	-
Target 2009(Monthly):		767	843	1029	-	-	-	-	-	-	-	-	-
Transport 2008(YTD):		807	1695	2778	-	-	-	-	-	-	-	-	-
Transport 2009(YTD):		813	1627	2700	-	-	-	-	-	-	-	-	-
Target 2009(YTD):		767	1610	2639	-	-	-	-	-	-	-	-	-

Key activity Status:	Self Certification	Process Improvement	Energy Audit	EOM Engaged

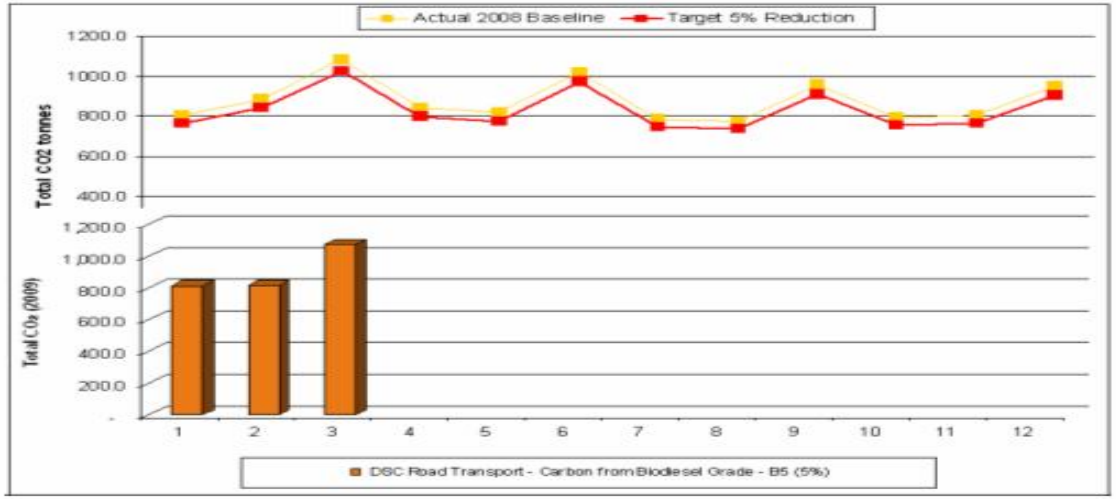

Activity Summary:

GOGREEN

For any more information please contact:
envirohelp@dhl.com or visit
Environment Improvement Programme

Transport Carbon Metric Reporting

NHS

NHS Supply Chain

Automotive Summary **Fleet Carbon Reduction Plan**

2008 - 2012

Account		Potential CO2 Reduction 2009	2010	2011	2012	Calctd 2008 total	total calc redn
BMW Aftermarket	kgs	169,408	256,441	77,079	38,539	3,098,315	17.48%
	%	5.47%	8.28%	2.49%	1.24%		
BMW ICS	kgs	129,346	176,148	41,834	20,917	1,582,865	23.26%
	%	8.17%	11.13%	2.64%	1.32%		
Jaguar landrover	kgs	863,209	457,314	303,812	132,801	13,280,143	13.23%
	%	6.50%	3.44%	2.29%	1.00%		
Perkins Engines	kgs	146,598	105,486	114,603	43,376	2,931,951	13.99%
	%	5.00%	3.60%	3.91%	1.48%		
Ford UK	kgs	301,989	303,125	204,870	50,521	5,076,125	16.95%
	%	5.95%	5.97%	4.04%	1.00%		
Bridgestone	kgs	76,260	130,978	50,319	25,160	2,543,001	11.12%
	%	3.00%	5.15%	1.98%	0.99%		
Bosal	kgs	71,964	28,773	28,773	14,387	1,451,630	9.91%
	%	4.96%	1.98%	1.98%	0.99%		
RAC Autowindscreens	kgs	62,905	44,034	25,162	12,581	1,258,104	11.50%
	%	5.00%	3.50%	2.00%	1.00%		
Volvo	kgs	29,359	16,096	17,616	5,872	587,189	11.74%
	%	5.00%	2.74%	3.00%	1.00%		
Arvin/Klarius	kgs	55,720	24,411	36,616	36,616	1,220,526	12.57%
	%	4.57%	2.00%	3.00%	3.00%		
Pirelli	kgs	83,357	78,997	73,994	24,665	2,571,472	10.15%
	%	3.24%	3.07%	2.88%	0.96%		
Colt cars	kgs	71,365	49,372	32,915	0	1,645,728	9.34%
	%	4.34%	3.00%	2.00%	0.00%		
AMS	kgs	9,616	3,846	3,846	5,769	192,315	12.00%
	%	5.00%	2.00%	2.00%	3.00%		
Delphi	kgs	24,828	14,897	9,931	4,966	496,557	11.00%
	%	5.00%	3.00%	2.00%	1.00%		
Faurecia	kgs	26,230	8,892	8,892	13,337	444,576	12.90%
	%	5.90%	2.00%	2.00%	3.00%		
Grupo Antolin	kgs	9,335	3,164	17,404	1,582	158,220	19.90%
	%	5.90%	2.00%	11.00%	1.00%		
Cooper Avon	kgs	6,429	2,572	3,858	1,286	128,588	11.00%
	%	5.00%	2.00%	3.00%	1.00%		
Nissan	kgs	15,896	8,152	29,114	4,076	407,595	14.04%
	%	3.90%	2.00%	7.14%	1.00%		
Tenneco	kgs	0	0	0	0	394,422	0.00%
	%	0.00%	0.00%	0.00%	0.00%		
DANA	kgs	1,011	2,022	2,022	1,011	101,105	6.00%

Fleet Carbon Reduction Plan (CRP)

RAG Analysis to understand annual progress

5 types of initiatives:

- **Communication** -Fuel awareness, briefing
- **Driver behaviours** – Use of Microlise & Dynafleet
- **Design-** Aerodynamics including Wind deflectors, Teardrops
- **Ad-on's & Modifications-** Hydrogen injection, Spray suppression
- **Engine**- Selection, Hybrids, Electric new developments

DHL

Focus on transport and fuel efficiency

NHS

NHS Supply Chain

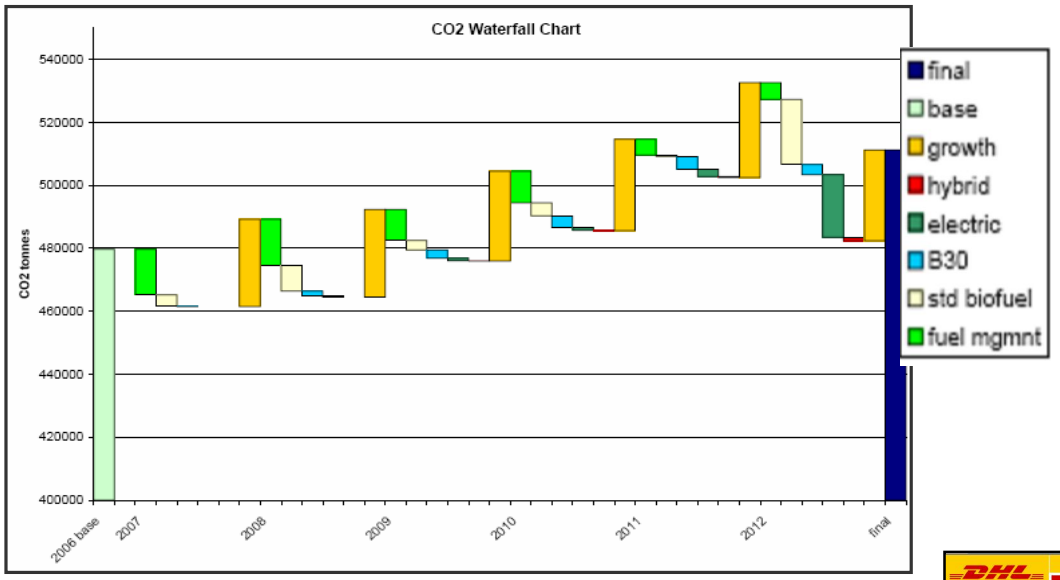

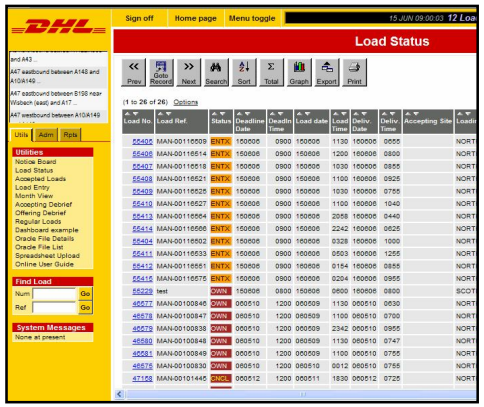

DHL

Supplier Focus

NHS Supply Chain

- Procuring for Carbon Reduction (P4CR)
  - Outcome of the ‘Saving Carbon, Improving Health Strategy’
  - On steering group
  - Looking at potential pilots
    - Demand management, less carbon intensive products, decreasing carbon footprint through greater utilisation of NHS SC
- Additional supplier projects

Old Delivery Format

NHS Supply Chain

New Delivery Format

NHS Supply Chain

New Approach

NHS Supply Chain

CO_2 Emissions Reduction

NHS Supply Chain



Saving 250 tonnes/CO^2

Employee & Customer Focus

NHS Supply Chain

- Customer Focus
  - Greater Bristol & Bath Region
    - analysing & zoning existing delivery area
    - increased fleet efficiency and reduced carbon emissions by 5.6T per annum
    - **no** detrimental impact to our customers
  - More spend through NHS SC = less deliveries into Trusts
    - reduces the current carbon footprint

- Employee Focus
  - Cycle to work at Runcorn – uptake of 19 employees and a projected carbon footprint saving of 5.5T per annum
  - Now rolled out to all sites