IOM Strategy Project

Considers, amongst other things, how IOM might:

- Rethink traditional relationships between agencies to improve effectiveness - and reduce cost in doing so
- Create co-ordinated response to crime across agencies
- Target priority non statutory offenders
- Develop a more coherent approach to working with offenders

Key Challenges

- Rising demand, budgetary constraint and increased expectation
- Non statutory offenders
- Public service reform
- Place-based approaches and how IOM fits in to this thinking.
- Understanding the ask of other non-CJS agencies as well as the voluntary/third sector in tackling these challenges and taking forward an IOM approach
- Services for specific offender groups including women and vulnerable offenders (such as those with mental health needs)

Emerging findings from Phase One

- **44% of areas (17 of 39) have some IOM arrangements in place and active**

- **38% of areas (15 of 39) are developing an IOM approach on the ground**

- **18% of areas (7 of 39) do not have anything in place but plan to do so**

Areas shaded in grey did not submit a survey return

Emerging findings from Phase One

- IOM approaches are developing at different rates and to different models, although all to varying degrees are led by the Police and Probation Services

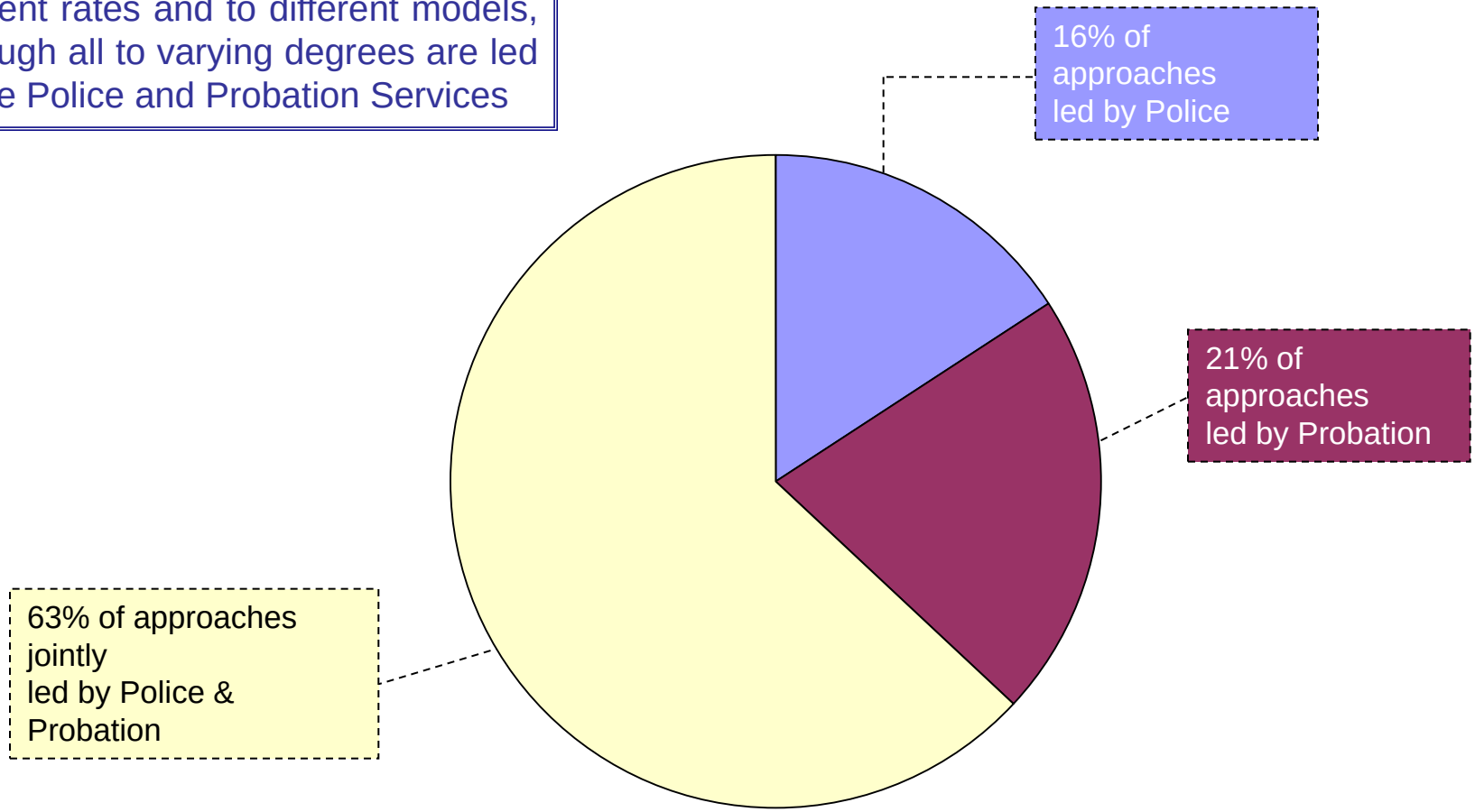

Emerging findings from Phase One

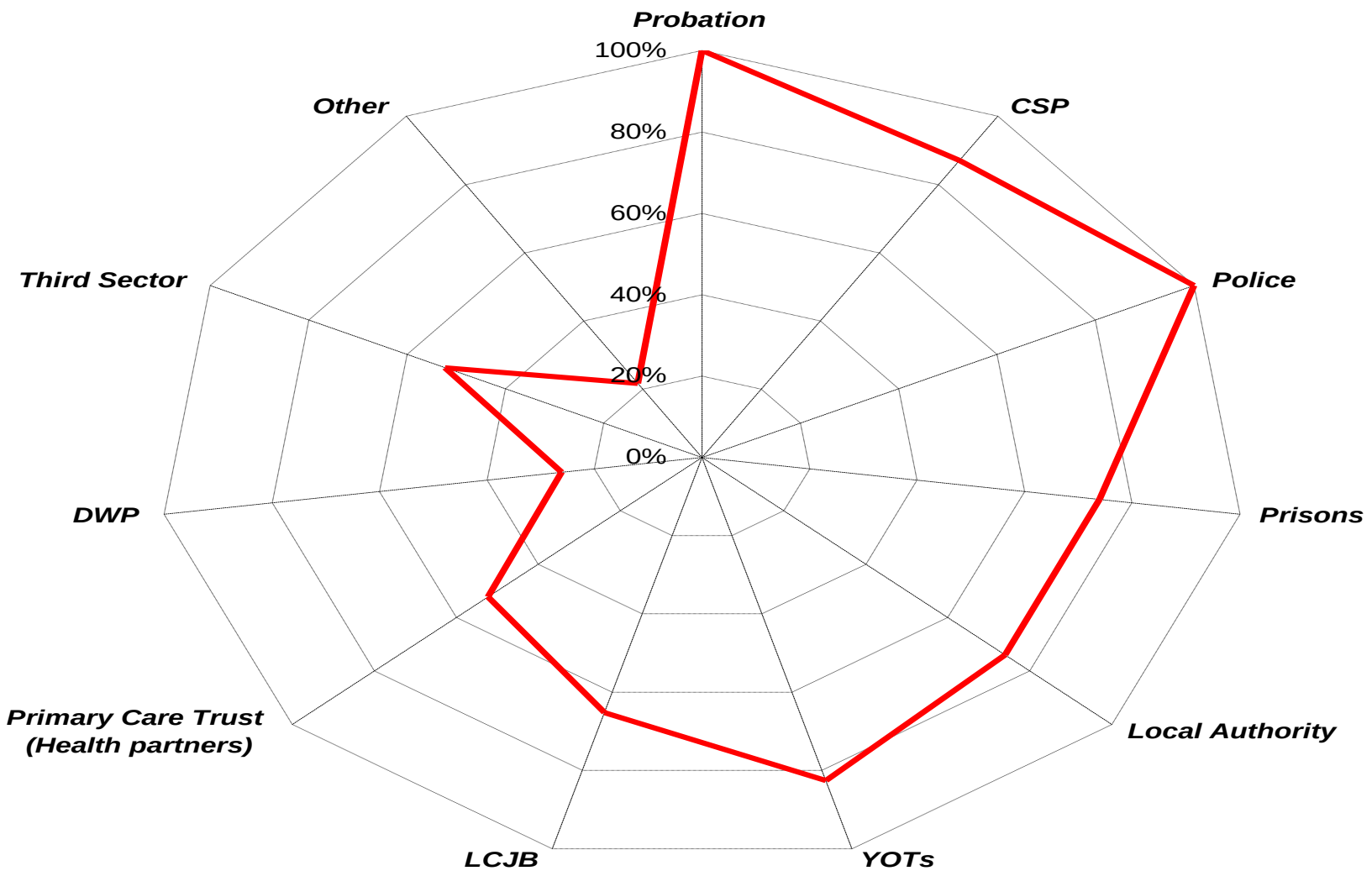

Emerging findings from Phase One

- 9 non-pioneer areas can identify numbers of offenders with whom they are currently working beyond the core PPO cohort

Excluding one area the total non-statutory reach is 4.5%

In comparison, IOM arrangements in the five pioneer areas (excluding London) cover a higher proportion of 'non-PPO, non-statutory offenders'

Area	Offenders prioritised under IOM in total	No. of non-PPO, non-DIP, non-stat offenders in IOM cohort	Proportion of total
PIONEER AREA AVERAGE* (excluding London)	464	132	28.4%
NON-PIONEER AREA AVERAGE**	284	13	4.5%

- **Emerging findings from the five Pioneer Areas Evaluation**

Sheffield Hallam University has undertaken an evaluation of IOM approaches in five pioneer Areas. Draft reports are being finalised and peer reviewed, and emerging findings are currently provisional.

- **No common model of IOM has emerged**
- **Governance arrangements are an issue**
- **A common focus on prolific offenders emerged**
- **The changed role of the Police is evident**
- **A cost effectiveness/impact evaluation is not feasible**
- **London results awaited**

Two Themes

1. Developments in prison
2. Need for differentiated approach

INDICATIVE PROCESSES FOR MANAGING OFFENDERS IN CUSTODY



“CENTRAL HUB”

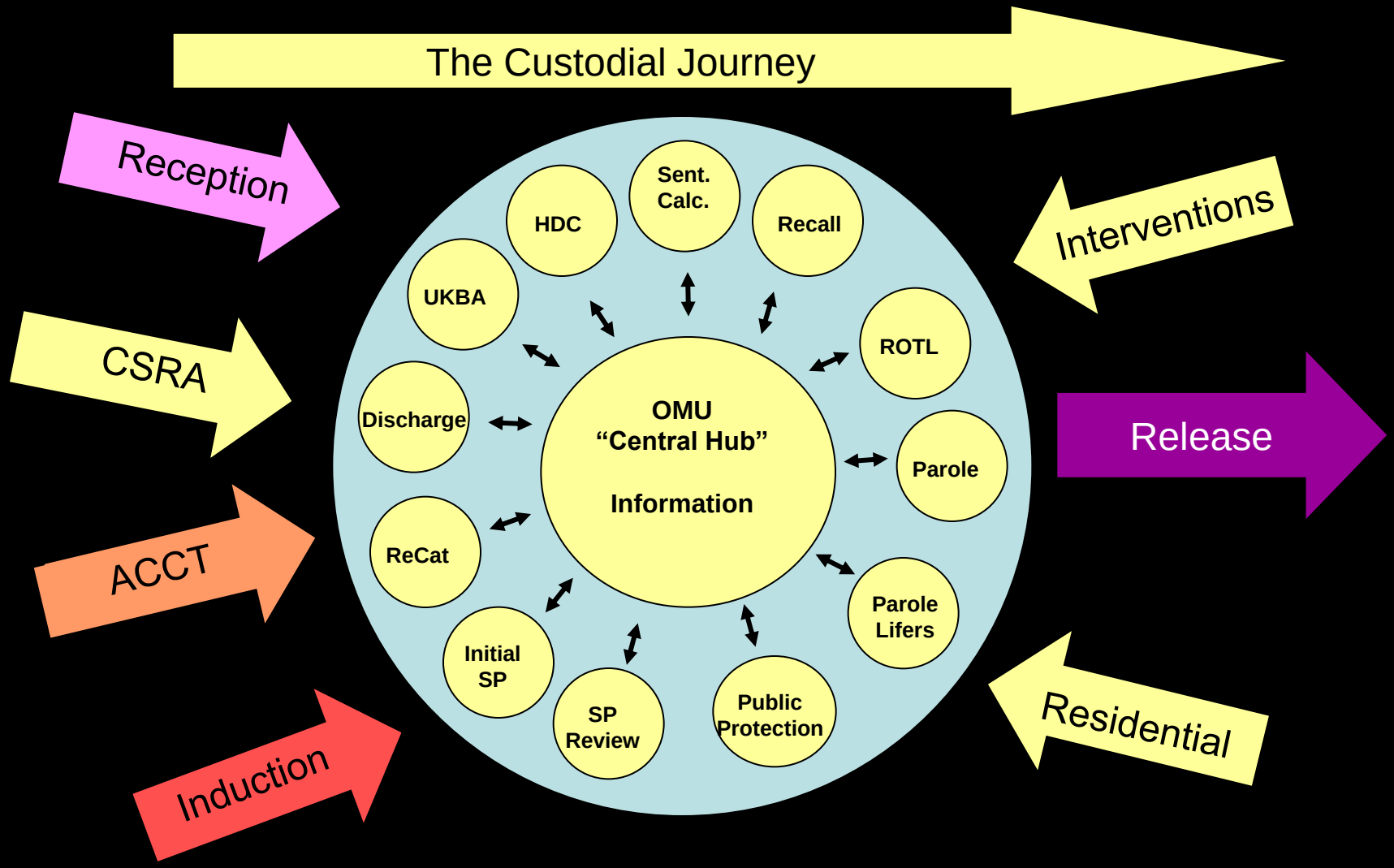
The Custodial Journey
Reception
CSRA
ACCT
Induction
Interventions
Release
Residential
OMU
“Central Hub”
Information
Sent. Calc.
Recall
ROTL
Parole
Parole Lifers
Public Protection
SP Review
Initial SP
ReCat
Discharge
UKBA
HDC

DIFFERENTIATION OF SERVICES

The introduction and piloting of tiering in prisons

The principles of tiering

Assess Needs and Risks	**Using Basic Custody Screening Tool to determine initial risk of re-offending Needs and risks of harm**
Tiering level	**Identify the tiering level for custody – based on offending and harm**
Universal Services	**Signpost to universal services**
Enhanced Services	**Specific services to reduce re-offending prioritisation determined by tier**
Key Management periods	**Critical periods in the custody sentence where the OS/OM conducts additional activity with or on behalf of the offender – the higher the tier the greater the allocation of time**

Assessment of Risk

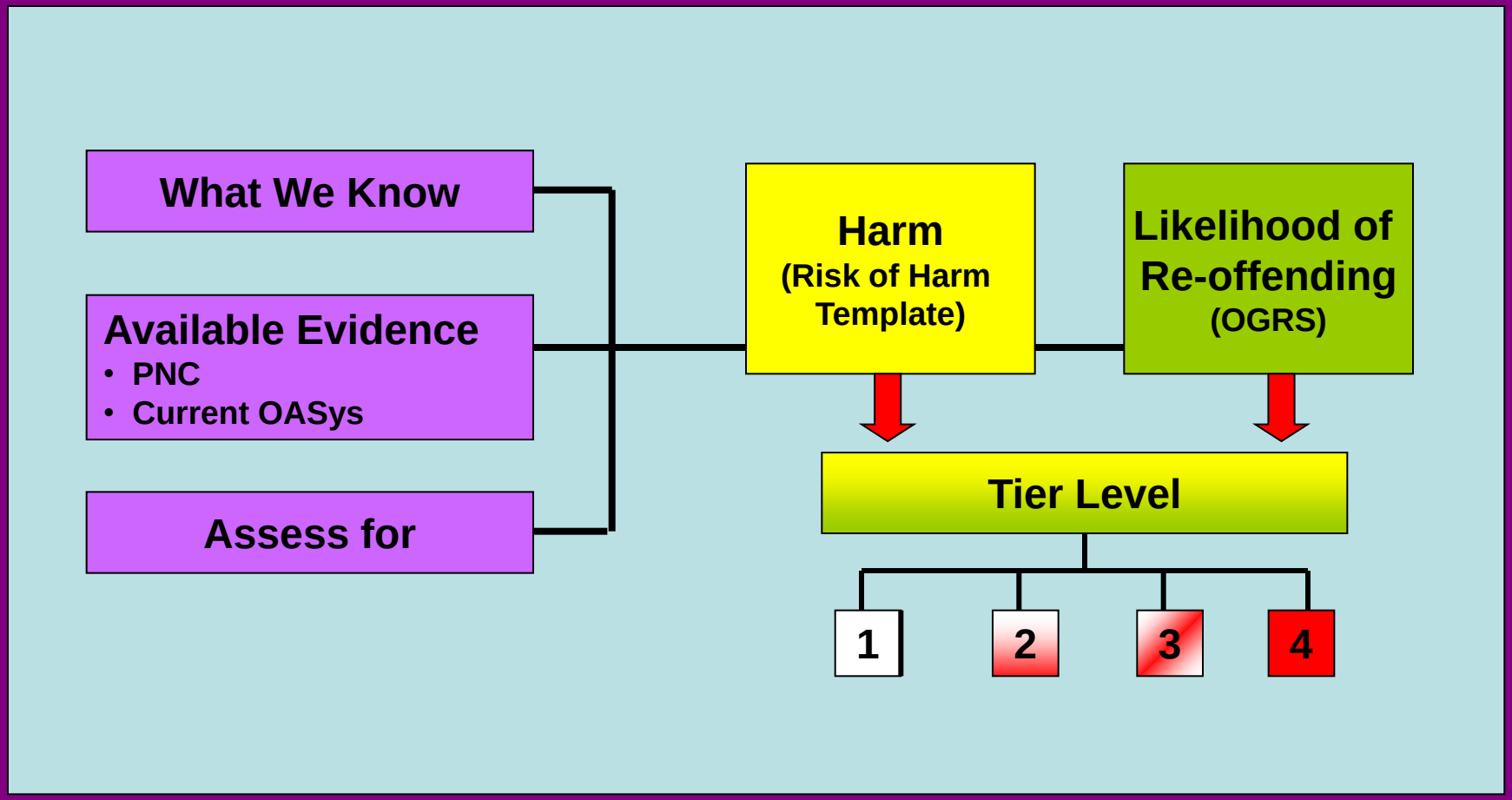
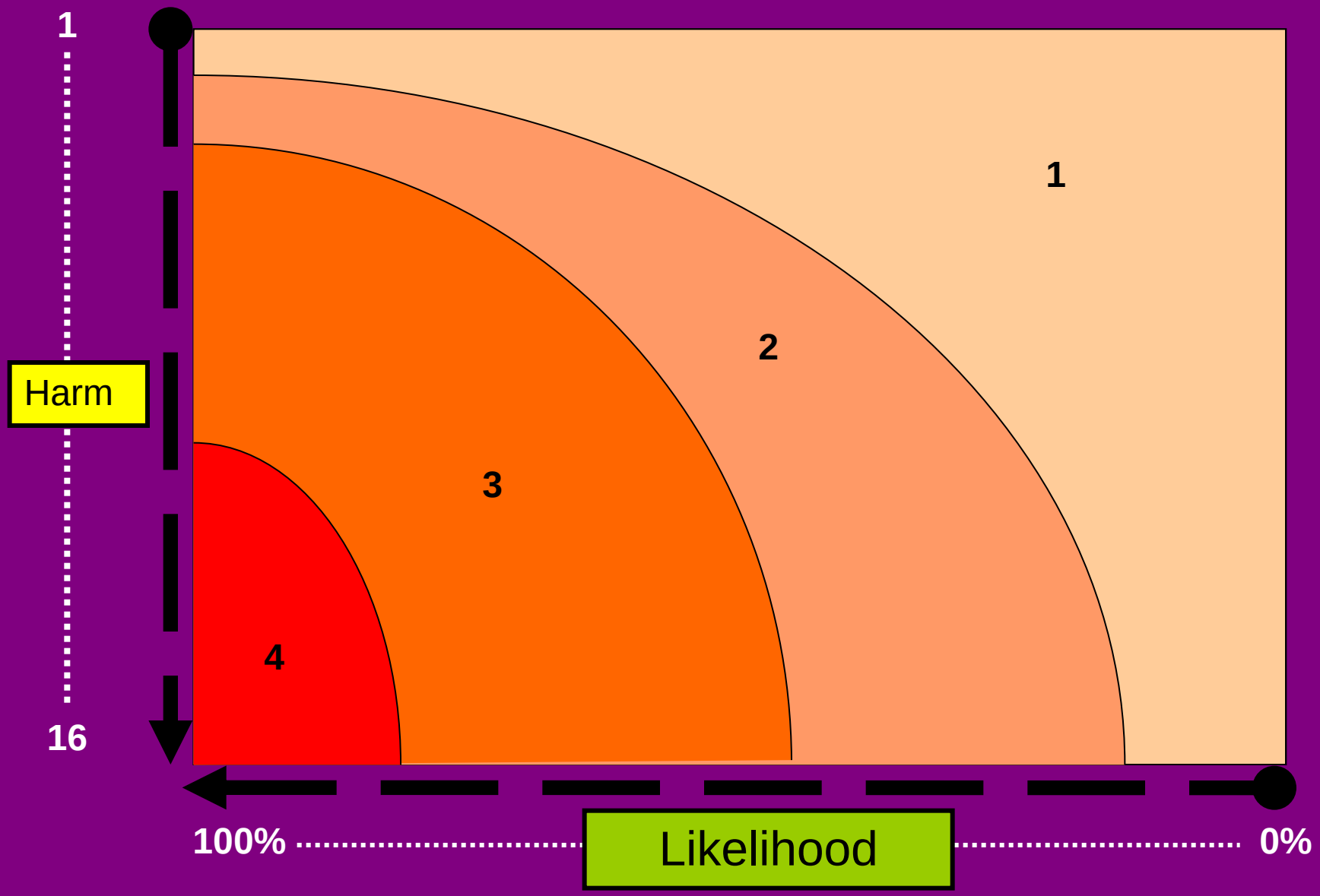
Plot the Scores